

Feedback Analysis Report from the Students

Screenshot of Submission of Feedback Portal

CHAKDAHA COLLEGE

Rabindra Nagar, Chakdaha, Nadia, West Bengal, PIN - 741222



Student's Feedback



Teacher's Feedback



Alumni Feedback



Employer's Feedback

Feedback Analysis Report from the Students

Feedback Analysis Report (2018-2019)

The IQAC, Chakdaha College took an initiative to collect students' feedback since the academic year 2014-2015 with a given format (both online and manual methods). The focus of the students' feedback (format-Bengali and English version) is to cover the different aspects of college e.g. overall teaching learning, campus amenities, infrastructure (academic and administrative) facilities, and teacher's appraisal by the students. There were 15 items on teaching-learning, campus amenities, infrastructure facilities and other 5 items on teachers' appraisal. Each item of the questionnaire was subject to 5 scales of opinion viz. A (excellent), B (good), C (fair), D (poor), E (very poor). Students are asked to put A, B, C, D or E against each item freely as per their perception and honesty. The questionnaires were distributed among the Part-III students at the time of filling up of 'forms' to appear at Part III Examination 2019. Feedback from library users are also collected and analysed. Feedbacks from students, alumni, parents are being particularly monitored by the faculties of each department and also by the administrative staff of the college. The feedbacks analysis reveals that the overall feedback from different stakeholders is satisfactory.

Feedback Analysis Report (2019-2020)

The IQAC of Chakdaha College has taken the initiative to collect and analyse feedback from the students (department-wise) for the academic year 2019-20, focusing on various aspects such as teaching-learning, campus amenities, and infrastructure facilities. The feedback was gathered through a well-structured questionnaire encompassing 15 items on teaching-learning, campus amenities, and infrastructure facilities, along with 5 items on teachers' aptitude.

Methodology:

- The questionnaire was designed in Bengali and English for easy comprehension.
- Five-point scales (A to E) were used for students to express their opinions on each item.
- The feedback was collected from Part-III students across different departments.

Observations:

- Overall, the college performance in teaching-learning, campus amenities, and infrastructure was deemed satisfactory by a majority of students.
- Some identified areas for improvement included the library, laboratory, extracurricular activities, canteen, and recreational facilities.
- Teachers aptitude received positive feedback, with rare instances of negative perceptions.
- A portion of students provided feedback without thorough consideration.

Department-wise Summarized Reports:

1. Bengali Department:

- Satisfactory feedback on teaching methods and teacher-student relationship.
- Identified areas for improvement: teaching aids, smart classroom facilities.

2. Sanskrit Department:

- Excellent feedback on teaching-learning process.

- Positive remarks on communication skill development and teacher-student relationship.

3. English Department:

- Positive feedback on teachers, overall teaching, and facilities.

4. History Department:

- Mixed feedback, with 46 unaware of their department.
- Positive views on teachers but concerns about innovative methods.

5. Political Science Department:

- Very good feedback on the department, teachers, and college.
- Active student participation in NSS, NCC programs.

6. Commerce Department:

- Overall positive feedback with an emphasis on excellence in teaching.
- Identified areas for improvement: laboratory, canteen, and extra-curricular activities.

7. Economics Department:

- Satisfactory feedback on teaching-learning and infrastructure.
- Identified areas for improvement: shortage of classes, library facilities, and shortage of Teachers.

Conclusion:

- Overall, the colleges performance is satisfactory.
- Specific areas for improvement have been identified through department-wise feedback.

The college is committed to continuous improvement based on constructive feedback and will implement these action plans for a more enriched academic experience.

Feedback Analysis Report (2020-2021) & (2021-2022)

The IQAC of Chakdaha College organized the annual feedback from students of academic year 2020 -2021 on various aspects of academic year 2020 -2021 on various aspects of the academic and administrative aspects to ensure and sustain quality education relinquished to the students. Feedback for the academic year 2020 -2021 was provided by the students of the college vigorously.

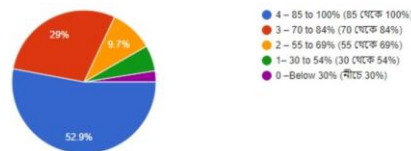
The feedback form had questions based on certain significant aspects such as the sequel of the curriculum and syllabus.

Methodologies of teaching and assessment strategies. Learning resources, facilities and guidance.

Overall impression of the programme and facilities.

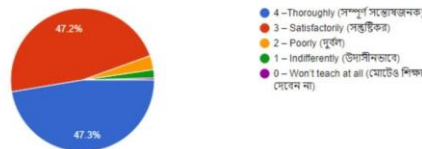
1. How much of the syllabus was covered in the class?

1,071 responses



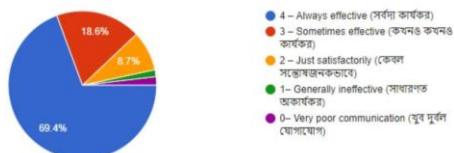
2. How well did the teachers prepare for the classes?

1,071 responses



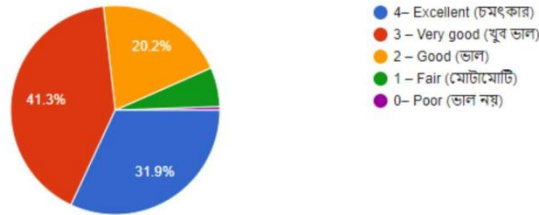
3. How well were the teachers able to communicate?

1,071 responses



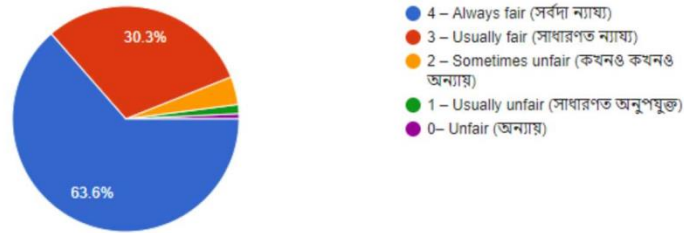
4. The teacher's approach to teaching can best be described as

1,071 responses



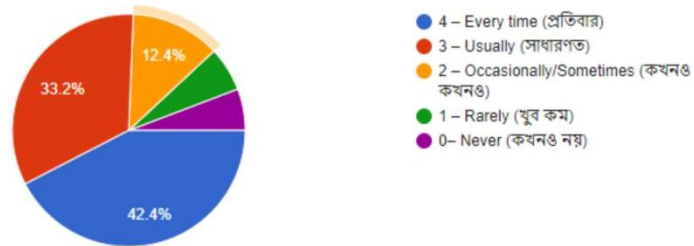
5. Fairness of the internal evaluation process by the teachers.

1,071 responses



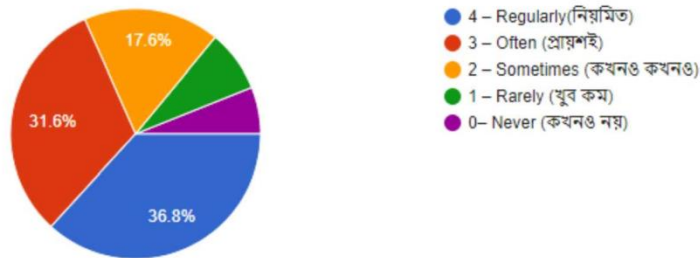
6. Was your performance in assignments discussed with you? assignments নিয়ে আলোচনা হয়েছিল?)

1,071 responses



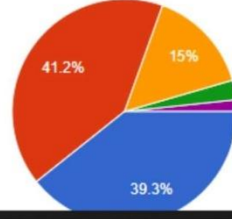
7. The institute takes active interest in promoting internship, student exchange, field visit opportunities for students. . (ইনস্টিটিউট শিক্ষার্থীদের জন্য ইন্টার্নশিপ, শিক্ষার্থীদের মতবিনিময়, ফিল্ড ভিজিটের সুযোগগুলি প্রচারে সক্রিয় আগ্রহ গ্রহণ করে।)

1,071 responses



8. The teaching and mentoring process in your institution facilitates you in cognitive, social and emotional growth. (আপনার প্রতিষ্ঠানের শিক্ষাদান এবং পরামর্শ প্রক্রিয়া আপনাকে জ্ঞানীয়, সামাজিক এবং মানসিক বিকাশে সহায়তা করে।)

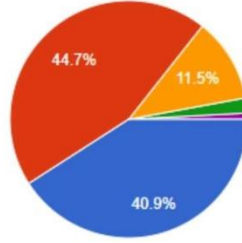
1,071 responses



- 4 - Significantly (উল্লেখযোগ্যভাবে)
- 3 - Very well (খুব ভাল)
- 2 - Moderately (মাঝারিভাবে)
- 1 - Marginally (প্রান্তিকভাবে)
- 0 - Not at all (মোটেনয়)

9. The institution provides multiple opportunities to learn and grow. (প্রতিষ্ঠানটি শিখতে ও বাড়াতে একাধিক সুযোগ সরবরাহ করে।)

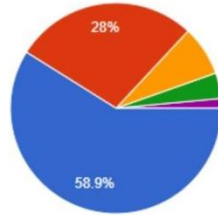
1,071 responses



- 4 - Strongly agree (দৃঢ়ভাবে সম্মত)
- 3 - Agree (সম্মতি)
- 2 - Neutral (নিরপেক্ষ)
- 1 - Disagree (অসম্মতি)
- 0 - Strongly disagree (দৃঢ়ভাবে একমত নয়)

10. Teachers inform you about your expected competencies, course outcomes and programme outcomes. (শিক্ষকরা আপনাকে আপনার প্রত্যাশিত দক্ষতা, কোর্সের ফলাফল এবং প্রোগ্রামের ফলাফল সম্পর্কে অবহিত করবেন।)

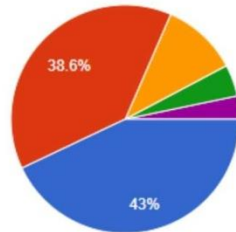
1,071 responses



- 4 - Every time (প্রতিবার)
- 3 - Usually (সাধারণত)
- 2 - Occasionally/Sometimes (মাঝে মাঝে / কখনও কখনও)
- 1 - Rarely (খুব কম)
- 0 - Never (কখনও নয়)

11. Your mentor does a necessary follow-up with an assigned task to you. (আপনার পরামর্শদাতা আপনাকে একটি নির্ধারিত টাস্ক সহ একটি প্রয়োজনীয় ফলোআপ করেন।)

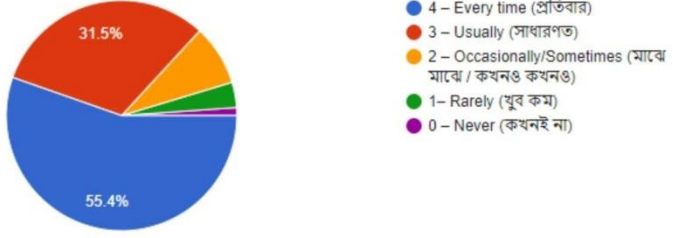
1,071 responses



- 4 - Every time (প্রতিবার)
- 3 - Usually (সাধারণত)
- 2 - Occasionally/Sometimes (মাঝে মাঝে / কখনও কখনও)
- 1 - Rarely (খুব কম)
- 0 - I don't have a mentor (আমার কোনও পরামর্শদাতা নেই)

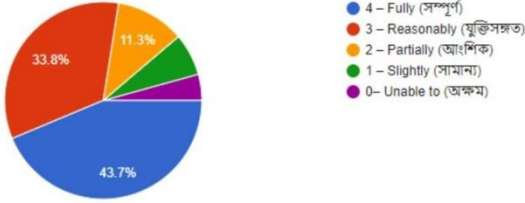
12. The teachers illustrate the concepts through examples and applications. (শিক্ষক উদাহরণ এবং প্রয়োগের মাধ্যমে ধারণাগুলিকে চিত্রিত করেছেন।)

1,071 responses



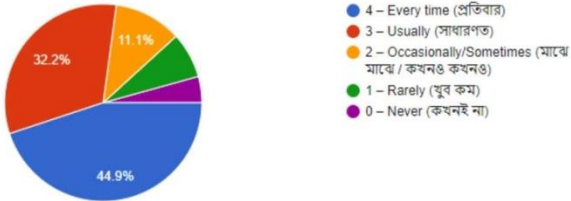
13. The teachers identify your strengths and encourage you with providing right level of challenges. (শিক্ষকরা আপনার শক্তিগুলি চিহ্নিত করে এবং সঠিক স্তরের চ্যালেঞ্জ সরবরাহ করার জন্য আপনাকে উত্সাহিত করে।)

1,071 responses



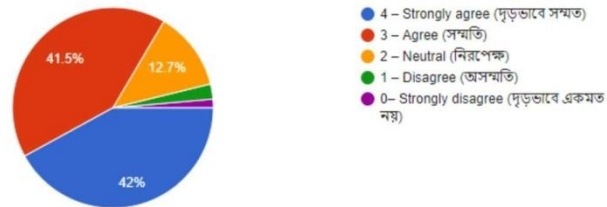
14. Teachers are able to identify your weaknesses and help you to overcome them. (শিক্ষকরা আপনার দুর্বলতাগুলি চিহ্নিত করতে এবং সেগুলি কাটিয়ে উঠতে আপনাকে সহায়তা করতে সক্ষম হন।)

1,071 responses



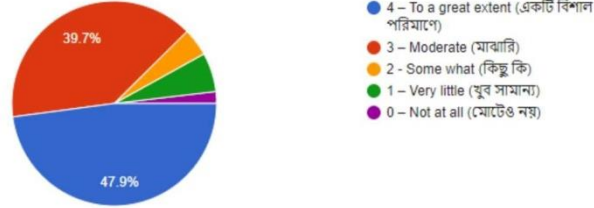
15. The institution makes effort to engage students in the monitoring, review and continuous quality improvement of the teaching learning process. (প্রতিষ্ঠানটি শিক্ষণ শেখার প্রক্রিয়া পর্যবেক্ষণ, পর্যালোচনা এবং ধারাবাহিক মানের উন্নতিতে শিক্ষার্থীদের জড়িত করার প্রচেষ্টা করে।)

1,071 responses



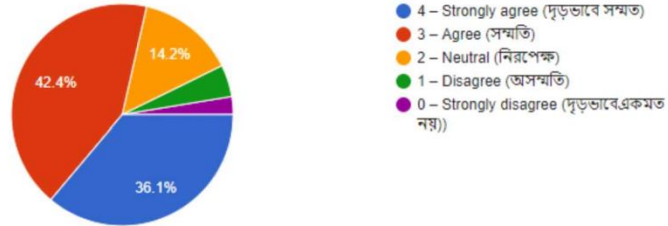
16. The institute/ teachers use student centric methods, such as experiential learning, participative learning and problem solving methodologies for enhancing learning experiences. (ইনস্টিটিউট / শিক্ষকরা শিক্ষার্থী কেন্দ্রিক পদ্ধতি যেমন পরীক্ষামূলক শেখা, অংশগ্রহণমূলক পড়াশোনা এবং শিক্ষার অভিজ্ঞতা বাড়ানোর জন্য সমস্যা সমাধানের পদ্ধতি ব্যবহার করেন।)

1,071 responses



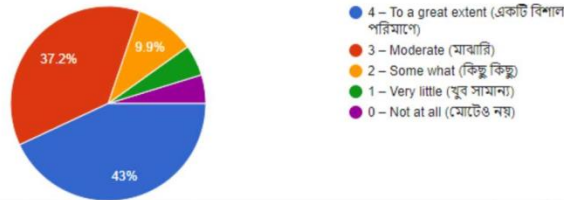
17. Teachers encourage you to participate in extracurricular activities. (শিক্ষকরা আপনাকে বহির্মুখী ক্রিয়াকলাপে অংশ নিতে উত্সাহিত করেন।)

1,071 responses



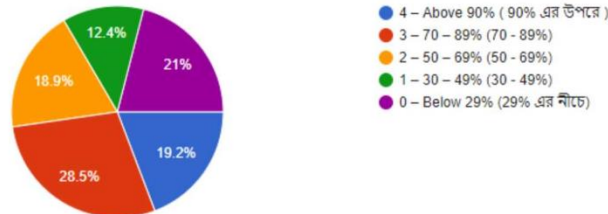
18. Efforts are made by the institute/ teachers to inculcate soft skills, life skills and employability skills to make you ready for the world of work. (ইনস্টিটিউট / শিক্ষকরা আপনাকে কাজের জগতের জন্য প্রস্তুত করার জন্য নরম দক্ষতা, জীবন দক্ষতা এবং নিয়োগের দক্ষতা তৈরি করার প্রচেষ্টা চালিয়ে যাচ্ছে।)

1,071 responses



19. What percentage of teachers use ICT tools such as LCD projector, Multimedia, etc. while teaching. (শিক্ষকরা কত শতাংশ আইসিটি সরঞ্জাম যেমন এলসিডি প্রজেক্টর, মাল্টিমিডিয়া ইত্যাদি পড়ানোর সময় ব্যবহার করেন?)

1,071 responses



20. The overall quality of teaching-learning process in your institute is very good. (আপনার ইনস্টিটিউটে শিক্ষাদান-শেখার সামগ্রিক মানের খুব ভাল।)

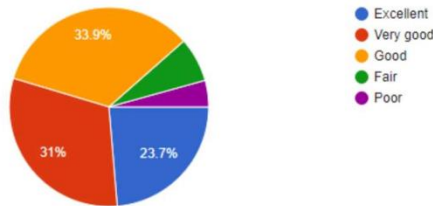
1,071 responses



Feedback regarding Academic facilities and Human resources in the Chakdaha College (চাকদহ কলেজে একাডেমিক সুবিধা এবং মানব সম্পদ সম্পর্কে মতামত)

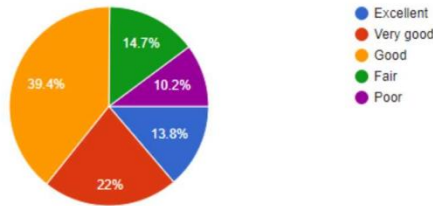
Library facilities

1,069 responses



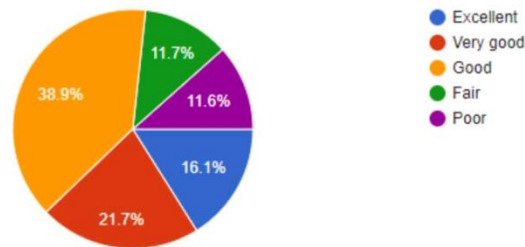
Computer and internet facilities

1,069 responses



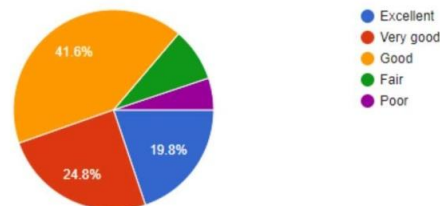
Sports facilities

1,069 responses



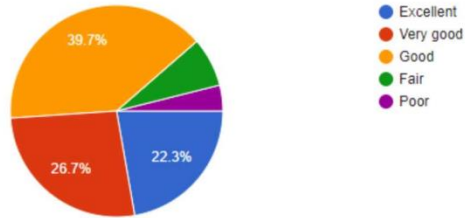
Laboratory equipment facilities

1,069 responses



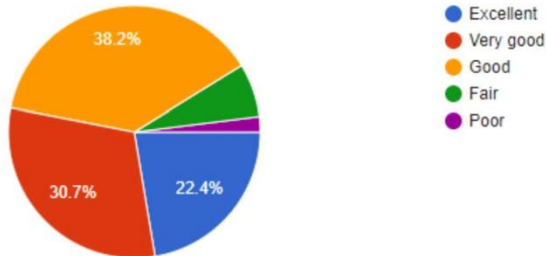
Class Room (equipment) facilities

1,069 responses



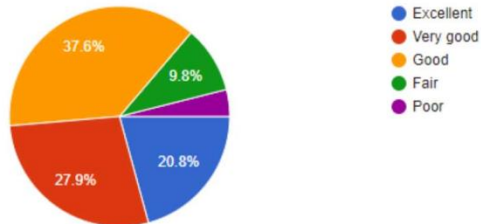
Your opinion regarding College Infrastructure facilities

1,069 responses



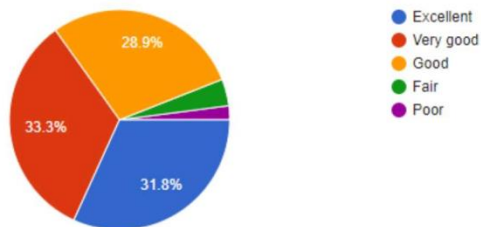
Your opinion regarding Non-Teaching Staff

1,069 responses



Your opinion regarding Teaching Staff

1,069 responses



Analysis of the student feedback in a consolidated form

The sequel of the curriculum and syllabus

Out of 1071 students who participated in the survey, near about 59% emphasized that “every time” and 28% students emphasized that “usually” the expected outcomes from the courses they have undergone. Apart from the syllabus the teachers inculcate the soft skills also, which increases the employability of the students. There was a positive response of around 80% students who gives “moderate” to “to a great extent” to the question asked and 20% expressed their dissatisfaction.

Methodologies of teaching and assessment strategies.

93% of students who participated in the survey gave their opinion “good” to “excellent” to the question of teachers approach to teaching, only 7% students gave their dissatisfaction. The opinion also substantiates to the question of teachers ability to communicate, 885 students gave their positive response and 12% gave negative response. Not only have 86% of the students opined that teacher illustrate the concept through example and application, but also 68% of them gave their opinion positively about the using of modern technology in teaching such as, ICT, LCD, PROJECTOR, MULTIMEDIA, etc.

94% of the participating students opined that the internal evaluation process is fair and only 6% students gave unfair opined . Not only did the college organised internal exam, performance in evaluation process also discussed with the students, which substantiates around 76% of the positive response from the participating students and 24% students gave the negative response. Through the assessment teachers also successfully identify the strengths and weakness of every student. 77% of the responded students agree with the identification process and 23% disagreed about it.

Learning responses ,guidance and facility.

Regarding the provisions available for the students in the college, around 89% of the students expressed that learning resources available in the college, such as library, lab, ICT, provision and others, are “good” to “excellent” rating about class room facilities, while 76% gave positive response (i.e., good to excellent) regarding sports facilities. Coming to the question of guidance/ mentoring process, 80% of the students gave “very well” to “significant” rating, while 20% opined it to be “marginally” to “moderate”.

Overall impression of the programme and facilities.

Chakdaha college provides multiple opportunities to learn and grow. 85% of the responding students reckon that this is exactly the case. 85% of the responding students also agree that college puts effort for continuous improvement of the quality of teaching and learning process. In a nutshell, 85% of the responding students gives their optimistic feedback on the straight question about overall good quality of teaching- learning process of the college, only 15% students are out if the agreement basket.

Department-wise Students Feedback Analysis and Overall Reports

EVALUATIVE REPORT ON STUDENTS' FEEDBACK FOR THE ACADEMIC YEAR 2020-2021 & 2021-2022

Department of Commerce

The IQAC, Chakdaha College took an initiative to collect students' feedback in the academic year 2020-2021. The focus of the initiative was to record the students views on different aspects of college e.g. overall teaching- learning, campus amenities, and infrastructure (academic and administrative) facilities etc. Keeping in view these different aspects a medium sized, closed ended, structured questionnaire was developed. There were 30 items on teaching-learning, campus amenities & infrastructure facilities and 9 items on teachers' aptitude. Each item of the questionnaire was subject to 5 scales of opinion viz. A (excellent), B (good), C (fair), D (poor), E (very poor). The medium of the questionnaire was Bengali and English for easy comprehension and communication. No score was allotted for each response. Only students are requested to put A, B, C, D or E against each item freely as per their perception and honesty. The questionnaires were distributed among the 2nd and 4th semester's students. In total 93 students casted their feedback separately through the structured questionnaires. After collection of filled questionnaires from the students, subject wise bunches were prepared and distributed among the respective faculty members of the concerned departments to prepare department wise evaluative report on students' feedback. Compiling departmental reports, the overall evaluative report on students' feedback is being prepared below:

Studying students' feedback reports it appears that the performance of Department of Commerce, Chakdaha College in respect of overall teaching-learning,(completion of syllabus, communication ability of the teachers, preparation of teachers, internal assessment procedure etc.) is very good. Campus amenities, infrastructure (academic and administrative) facilities are satisfactory. Very few students opined that there is some scope of improvement in the sphere of ICT based classrooms, library, laboratory, extracurricular, canteen, internet and recreational facilities. Regarding teachers' aptitude/trait most of the students expressed their positive perception except some rare cases. Some students have given stressed on

opening of college as soon as possible and ensuring of discipline among the students. It also observed that a portion of students casted their feedback without going through the matter seriously.

Department of Economics

Introduction:

This report is a comprehensive analysis of the direct feedback received from Economics Honours students at Chakdaha College. The feedback was collected through a Google Form in October 2021. Eighteen students, exclusively enrolled in Economics Honours courses across different semesters, participated in the survey. The gender distribution was balanced, with 50% female and 50% male respondents.

Survey Design and Participation:

The survey, consisting of 21 questions, was meticulously crafted by the Department of Economics. All questions aimed to gauge various aspects of the students' academic experience. The feedback was gathered from a diverse range of questions, such as coverage of the syllabus, teaching methods, communication effectiveness, fairness in evaluation, and satisfaction with college facilities.

Key Findings:

Syllabus Coverage: 28%, 56%, and 17% of students reported that 85%-100%, 70%-80%, and 55%-69% of the syllabus was covered in their classes, respectively.

Teaching Preparation: Teachers were reported to prepare regularly for classes, utilizing a question-answer teaching method, as stated by 84% of students.

Communication Skills: An overwhelming 80% of students strongly affirmed that all departmental teachers were consistently effective communicators.

Internal Evaluation Fairness: A remarkable 99% of students expressed satisfaction with the fairness of the internal evaluation process conducted by the teachers.

Infrastructure and Learning Facilities: Students provided positive feedback (85%-95%) on the infrastructural amenities and learning facilities within the college premises, including library facilities, computer and internet facilities, sports facilities, and classroom equipment.

Evaluation of College Staff: Students evaluated the behavior of college staff (both teaching and non-teaching), with 90%-95% marking their activities as good and very good.

Conclusion:

The feedback report reflects a generally positive response from students at Chakdaha College, highlighting effective syllabus coverage, teaching preparation, communication skills of faculty, fairness in evaluation processes, and satisfaction with college facilities. These insights will contribute to ongoing efforts to enhance the overall academic experience and infrastructure at the Department of Economics in Chakdaha College.

Department of Botany

There should be no debate as to the value of feedback in imposing outcomes. It has been empirically established as the single biggest driver of improvement. Although feedback is considered as a difficult issue in the arena of higher education yet it is acknowledged as an essential element of improving the learning process of the students.

Thirty-eight students of the department of Botany, Chakdaha College from 2nd and 4th semesters as well as from 3rd year (Hons) have responded to the students' feedback. The findings are as follows:

1. **Teaching Learning process:** Over 90% of the students are satisfied, praising the department for its ongoing teaching process.
2. **Laboratory instruments:** 5% of the students requested for both qualitative and quantitative laboratory instruments.
3. **Models, Visual graphics, live specimens and Display materials:** About 8% of the students stressed on the need for more of the mentioned facilities.
4. **ICT, Digital classrooms, Smart classrooms:** The modern gadgets for learning like ICT have been opted for, by 16% of the students.
5. **Doubt clearing classes and counseling for All India examinations:** 3% of the students have thought for the need of the doubt clearing classes and counselling to help them crack the All India examinations.
6. **Internship facilities:** The inclusion of summer school facilities have been rooted for, by 5% of the population.
7. **Class tests:** 5% of the students have listed down the need for frequent class tests.

8. **More faculties:** The need for more faculties have been pointed out by 5% of the students.
9. **Extracurricular activities, indoor games, cultural clubs:** 5% of the students responded in favour of the activities outside the realms of course based assignments.
10. **Online Classes:** More than 95% of the students are satisfied with the online classes for the provision of write ups, assignments, videos pertaining to the class-based discussions and the queries regarding the same.
11. **Library books and facilities:** 8% of the students have stressed on the need for more availability of library books.
12. **Others:** This section includes the requests primarily regarding the maintenance of discipline in the college, the need for the college authorities to be supportive, the implementation of the internet services and the requirement of GE classes in English for the students with English medium backgrounds for their better understanding of instructions. The rest of the 5% of the students did not leave a comment.

The various data obtained from students' feedback present different views in respect to their perceptions of quality of this educational institution. More than 90% of the students are well pleased with the teaching learning process of the department and have lauded it. In the current scenario, the quality of education is dependent on ICT tools, digital classrooms, smart classrooms as well as the facility of high-speed internet but according to the feedback, we have to focus on these more. Besides, we have also received students' need regarding a well-furnished and stocked library, computer facilities, laboratory instruments, extra-curricular activities and frequent class tests. Majority of the students sound eager in attending online classes, online tests, quiz, assignments etc. The need of internship facilities and more faculties along with doubt clearing classes for All India Examinations have also been raised by a number of students. In addition to these, few students requested to maintain discipline in the college and they requested to take the GE classes in English (English medium background students).

Considering the analysis of the students' feedback, therefore, though the students are content with the teaching-learning process (both physical and online), we do need to focus on the aforementioned points.

PLAN OF ACTION (July,2020 to December,2020)

1. Maximum utilization of available resources, instruments, techniques and ICT material will be ensured.
2. In addition to normal lectures and practical sessions by the faculty, students will be exposed to interactive sessions with resource persons from various fields of biological sciences and from other disciplines.
3. Regular evaluation of students will be done by assignments, tests, quiz.

4. Co-operative and group discussion among students and teachers on different topics of the syllabus will be done.
5. More updated tools and techniques regarding online classes will be incorporated.
6. Tutorial sessions will be conducted by departmental faculty members. Our aim is to develop each student as an independent and skilled individual.
7. It is aimed to organize a short dissertation on DSE for 5th semester (Hons.) students and 3rd semester (Hons.) students.
8. Syllabus framing is almost done and after getting proper instructions regarding online class commencement, each faculty member will be assigned to individual part of syllabus.
9. Starting of virtual practical classes is also under planning.
10. It is aimed to increase the inventory of the departmental library.
11. Publishing a departmental e-magazine regarding cultural and creative flourishing of students is also under our plan.
12. In this pandemic situation it is also planned to arrange virtual meetings among the faculty members and non-teaching staff of the department.

Department of Mathematics

Nineteen students (2nd and 4th semester) of our department had putting their feedback regarding Student Satisfaction Survey (SSS). Regarding the coverage of syllabus, 58% of students satisfied with the coverage more than 70% of syllabus. 84% of students appreciated the class preparation of teachers with the remark 'Thoroughly' & 'Satisfactorily'. Also 79% of the students judge the communication skill of the teachers with the remark 'Very effective' & 'Sometimes effective'. Observations of 63% of students regarding the teacher's approach to teaching are 'Excellent' & 'Very good'. The fairness of the internal evaluation process and transparency in the system is well applauded by 100% of the students. More than 63% of students remark 'Usually' regarding the discussion of performance in assignments. 63% of students remarked that the college often takes active interest in promoting internship, student exchange and field visit opportunities for students. Concerning teaching and mentoring process at the college to facilitate students in cognitive, social and emotional growth, more than 50% of students remark 'Significantly' & 'Very well'. Also, 79% of the students agreed that the College provides multiple opportunities to learn and grow. 53% of the students

extolled that the teachers inform them about their expected competencies, course outcomes and programme outcomes every time. More than 70% of the students admired that their teachers/mentors usually take necessary follow-up with an assigned task. 58% of the students appreciated the teachers for build up the concept through example every time. 74% of the students acknowledged that the teachers fully/reasonable identify their strengths and encourage them with providing right level of challenges. 75% of the students realized that their teachers were able to identify their weaknesses and helped them to overcome usually. More than 63% of students agreed that the College makes effort to engage students in the monitoring, review and continuous quality improvement of the teaching learning process. Also, more than 79% of students think that a moderate number of teachers use student centric methods, such as experiential learning, participative learning and problem solving methodologies for enhancing learning experiences. Moreover, 68% of students admired that most of the teachers encourage them to participate in extracurricular activities. The efforts are made by the institute/ teachers to inculcate soft skills, life skills and employability skills to make students ready for the world of work are appreciated to great extent by 37% students. More than 30% of teachers use ICT tools such as LCD projector, Multimedia, etc. while teaching are appreciated by 74% of students. Almost 70% of students agree with the statement that the overall quality of teaching-learning process in our college is very good. Regarding observation / suggestions to improve the overall teaching – learning experience in our college, 60% of students have been demand for separate departmental computer laboratory, one or two audio visual class per week, more study materials, library facility throughout the year, availability of books for CAT/MAT examinations and special classes for IIT & JAM examinations.

Plan of action (2021-2022):

- To provide an exemplary mathematics program that prepares students to be life-long learners and responsible, numerate citizens.
- To enhance the students logical, reasoning, analytical and problem solving skills. To provide meaningful support services, responds to the changing environment of mathematics education.
- To promote effective instructional strategies with students actively participating in the learning process. To organize motivating class for the students of final semester regarding admission to M.Sc. and entrance exams like JAM etc. and giving very clear concepts of Higher Studies from different best universities in India and abroad.
- To encourage the students for participation in scientific forums, seminars, conferences, workshops & webinars and organize various seminars, conferences, workshops & webinars to motivate students in Mathematics.
- To establish an atmosphere of creative endeavour that support interdisciplinary collaborations, innovative projects, significant research, interesting courses and informal discussions that mutually benefit students, faculty and the community at large.
- To arrange a new separated computer laboratory for Department of Mathematics to take the practical classes smoothly and freely, audio-visual classes (at least one for

every teacher in a month) and teach to use technology to encourage active learning which will help them for skill development as well as uses of Information and Communication Technology (ICT) in the future.

- To enhancing the capacity of departmental library and making sure that students can access easily.
- To collect previous year M. Sc. Entrance question papers of various Universities and to keep the hard copies in our departmental library for easy access of the students.
- To organize a class (once a month) for delivering lecture using power point or MS word.
- To provide extra material on exercises for student who lacks essential background knowledge or skills.
- Periodically discuss how well the classes are going on during the course of the semester, set up study guidelines, student's attendance and progress.

Department of History

Extensive online Survey in Education Sector has been carried out studying the factors which can affect the satisfaction of students. Good quality of education provide better learning opportunities. The level of satisfaction of dissatisfaction strongly effects student's success or failure of learning. Now-a-days, online survey in higher education focuses on Identifying and satisfying the needs and expectation of their students. Such factors includes student performance, faculty performance, classroom environment, Learning facilities and Institution reputation. In the process of Learning and Teaching the Lecturer has a major role in determining the quality of teaching is implemented is to give Knowledge (Cognitive), Attitudes and values (affective) and Skills to students. The students are the most important stakeholders of Higher education system. The interest and participation of students at level in the both internal quality assurance and external quality assurance play a significant role. Online students' satisfaction Survey (Questionnaire) regarding Teaching-Learning and Evaluation, which will have to upgrade the quality in higher education.

Feedback was taken in **2020** from **History (H) Students' on Teaching, Learning and Evaluation** process through creating Google form. Feedback report and plan of action are written below by analysing the feedback data.

**DEPARTMENT OF HISTORY STUDENTS' SATISFACTION SURVEY
FEEDBACK: 2020**

Total No of the Students: 131

Name of the Department:

HISTORY HONOURS

Please confirm this is the first and only time you answer this survey.

Yes	No
127(96.94%)	4(3.05%)

College Name:

CHAKDAHA COLLEGE

Age:

18 Years	19 Years	20 Years	21 Years
35(29%)	56(42.74%)	30(22.90%)	07(5.34%)

Gender:

Male	Female
44(33.58%)	87(66.41%)

What degree program are you pursuing now?

Bachelor's

What Subject are you currently pursuing?

Arts

Student Satisfaction Survey on Teaching Learning Process

1. How much of the syllabus was covered in the class?

85-100%	70-84%	55-69%	30-54%	Below-30%
74(56.48%)	35(26.71%)	10(7.63%)	12(9.16%)	-----

2. How well did the teachers prepare for the classes?

Thoroughly	Satisfactory	Poorly	Indifferently	Won't Teach at all
58(44.27%)	71(54.19%)	2(1.52%)	-----	-----

3. How well were the teachers able to communicate?

Always effective	Sometimes effective	Just Satisfactorily	Generally Ineffective	Very Poor Communication
105(80.15%)	17(12.97%)	8(6.10%)	1(0.76%)	-----

4. The teacher's approach to teaching can best be described as

Excellent	Very Good	Good	Fair	Poor
76(58.01%)	42(32.06%)	11(8.39%)	2(1.52%)	-----

5. Fairness of the internal evaluation process by the teachers.

Always Fair	Usually Fair	Sometimes Unfair	Usually Unfair	Unfair
96(73.28%)	34(25.95%)	1(0.76%)	-----	-----

6. Was your performance in assignments discussed with you?

Every Time	Usually	Occasionally/Sometimes	Rarely	Never
73(55.72%)	34(25.95%)	16(12.21%)	3(2.29%)	5(3.81%)

7. The institute takes active interest in promoting internship, student exchange, and field visit Opportunities for students.

Regularly	Often	Sometimes	Rarely	Never
71(54.19%)	38(29%)	21(16.03%)	1(0.76%)	-----

8. The teaching and mentoring process in your institution facilitates you in cognitive, social and Emotional growth.

Significantly	Very well	Moderately	Marginally	Not at all
56(73.36%)	61(80%)	13(17.03%)	1(1.31%)

9. The institution provides multiple opportunities to learn and grow.

Strongly agree	Agree	Neutral	Disagree	Strongly Disagree
67(51.14%)	56(42.74%)	7(5.34%)	1(0.76%)	-----

10. Teachers inform you about your expected competencies, course outcomes and programme outcomes.

Every time	Usually	Occasionally/ Sometimes	Rarely	Never
101(77.09%)	22(16.79%)	8(6.10%)	----	----

11. Your mentor does a necessary follow-up with an assigned task to you.

Every Time	Usually	Occasionally/ Sometimes	Rarely	I don't have mentor
81(61.83%)	42(32.06%)	7(5.34%)	1(0.76%)	-----

12. The teachers illustrate the concepts through examples and applications.

Every time	Usually	Occasionally/ Sometimes	Rarely	Never
89(67.93%)	24(18.32%)	13(9.92%)	5(3.81%)	----

13. The teachers identify your strengths and encourage you with providing right level of challenges.

Fully	Reasonably	Partially	Slightly	Unable to
86(65.64%)	28(21.37%)	14(10.68%)	3(2.29%)	-----

14. Teachers are able to identify your weaknesses and help you to overcome them.

Every time	Usually	Occasionally/ Sometimes	Rarely	Never
88(67.17%)	32(24.42%)	7(5.34%)	4(3.05%)	-----

15. The institution makes effort to engage students in the monitoring, review and continuous quality Improvement of the teaching learning process.

Strongly agree	Agree	Neutral	Disagree	Strongly Disagree
76(58.01%)	44(33.58%)	9(6.87%)	-----	-----

16. The institute / teachers use student centric methods, such as experiential learning, participative learning and problem solving methodologies for enhancing learning experiences.

To a great extent	Moderate	Some What	Very Little	Not at all
77(58.77%)	48(36.64%)	3(2.29%)	3(2.29%)	-----

17. Teachers encourage you to participate in extracurricular activities.

Strongly agree	Agree	Neutral	Disagree	Strongly Disagree
62(47.32%)	50(38.16%)	18(13.74%)	1(0.76%)	-----

18. Efforts are made by the institute/ teachers to include soft skills, life skill employability skill to make you ready for the world of work

To a great extent	Moderate	Some What	Very Little	Not at all
76(58.01%)	40(30.53%)	13(9.92%)	2(1.52%)	-----

19. What percentage of teachers use ICT tools such as LCD projector multimedia etc. While teaching

Above 90%	70 to 89%	50 to 69%	30 to 49%	Below 29%
57(43.51%)	32(24.42%)	24(18.32%)	18(13.74%)	-----

20. The overall quality of teaching learning process in your institute is very good.

Strongly agree	Agree	Neutral	Disagree	Strongly Disagree
74(56.48%)	49(37.40%)	6(4.58%)	2(1.525)	-----

21. Give three observation/suggestion to improve the overall teaching learning experience in your institution.

1	It would be better to learn audio visual method.
2	Arranging and enhancing all kinds of things required for sports.
3	Various type of seminar organised and historical place visit may improve learning process.

Analysis Data/ Feedback Report: 2020

The analysis is done on the basis of a survey which was done with the help of a set of questionnaire as provided online and it was done over the paradigm and arena of Chakdaha College under the University of Kalyani situated in the district of Nadia in the state of West Bengal. The survey gives is valid information regarding the frequency of the answering of the students and with a marginal exception it was found that most of the students answered it for the first time. The students in the survey are pursuing the Bachelor's degree under the CBCS system with history as their major subject. Regarding the coverage of syllabus 56.48% of students satisfied with the coverage more than 85%. The students of 54.19% appreciated the preparedness of teachers with the remark "Satisfactorily" and "Thoroughly" 44.27% and the communication with the remarks 'Always effective' 80.15%. 58.1% of the students responded that the approach to teaching by the teachers categorically falls under the tags of 'excellent.' The evaluation process and transparency is the system is well appreciate by 73.28% of the students. Having the continuous efforts put by Institute 54.19% of students mentioned that field visit/ internship are arrange on 'Regular basis'. 73.36% of the students replied, teaching by the teachers has developed their cognitive, social and emotional power. Learning and growth along with multiple opportunities towards it has shown a commendable proportion in the pie chart reflecting the benefits the students received as beneficiaries. The course and programme outcomes along with the expected competencies are made known to the students efficiently with the hope for their better and successful future. 67.93% of students got satisfied with the practical examples and applications mention by the teachers while explaining the concepts. Regarding the mentoring 58.01% of the students Strongly Agree" the efforts put by the institute to improve the quality of teaching- Learning process.

The efforts are made by the institute/ teachers to include soft skills and employability skills to make them ready for the world of work are appreciated to their” Great extend” by 58.77% students. The discussion of performance in assignment with students by the teacher seemed to be done usually and every time helping them to develop their skills.The teaching and learning process in the institute with the implementation of modern and tric methods could gain the satisfaction level up to ‘Excellent’ and good from more than 58.77% students.ICT tools such as LCD projector and multimedia had been used on a moderate and average basis for teaching in the institution and the scope of development in this aspect is felt to be a need of the hour by students to increase the depth in knowledge and interest for the subject, though a good number of students responded to the viability of its usage in the institution from the recent past In overall 56.48% students “Strongly Agree” with the statement that the quality of teaching learning process in the institute is very good.

Plan of Action:

After analysing the data of History (H) students’ we came to know that College administrative should take necessary action of the following points.

Action	Outcomes
1. Library and classroom should be more extend	More students will be able to read together
2. Arranging more computers for students	Students will be more trained in the computer
3. Providing Semester and Unit wise more Books for History Department	Teachers and students both will be more benefited in the process of teaching and learning.
4. Conduct extracurricular activities (Such As- Field visit, Education Tour, debate and quiz competition etc.)	Students will be able to gain external knowledge about that)
5. Organise education Counselling programme for the students	Students will able to understand “ The importance of education”
6. Arrange remedial class for poor students	Poor students will be benefited

Analysis of History (H) Students' Feedback on Teaching – Learning Process-2021

The need of conducting the students' satisfaction survey is enormous. It tell us about the opinion of the students about the efficiency of various facilities in the college and also about their requirements for different other services. Such survey thus gives an outline about how things are to be planned to ensure better services and facilities to students who happen to be the foremost stakeholder of the college.

The feedback collected it is in quantitative term for the year of 2021-2022. The students have marked their experience on a various key points scale. Feedback was taken from 131 Honours students in the History Department **on Teaching, Learning and Evaluation** process, of which 41.42% were Male and 58.57% were Females. The age of the students is limited from 18 to 22 years.

STUDENTS' FEEDBACK: 2021 DEPARTMENT OF HISTORY

Total No of the Students: 70

Semester-V	Semester-IV	Semester-II
34(48.57%)	07(10%)	29(41.42%)

Name of the Department:

HISTORY HONOURS

Please confirm this is the first and only time you answer this survey.

Yes	No
65(92.85%)	5 (7.16%)

Age:

18 Years	19 Years	20 years	21 years	22 years
07(10%)	34(48.57%)	20(28.57%)	04(5.71%)	01(1.42%)

Gender:

Male	Female
29(41.42%)	41(58.57%)

Student Satisfaction Survey on Teaching Learning Process

1. How much of the syllabus was covered in the class?

85-100%	70-84%	55-69%	30-54%	Below-30%
38(54.28%)	21(30%)	9(12.85%)	2(2.85%)	-

2. How well did the teachers prepare for the classes?

Thoroughly	Satisfactory	Poorly	Indifferently	Won't Teach at all
30(42.85%)	38(54.28%)	2(2.85%)		

3. How well were the teachers able to communicate?

Always effective	Sometimes effective	Just Satisfactorily	Generally Ineffective	Very Poor Communication
53(75.71%)	12(17.14%)	5((7.14%)	--	--

4. The teacher's approach to teaching can best be described as

Excellent	Very Good	Good	Fair	Poor
19(27.14%)	33(47.14%)	16(22.85%)	2(2.85%)	-

5. Fairness of the internal evaluation process by the teachers.

Always Fair	Usually Fair	Sometimes Unfair	Usually Unfair	Unfair
47(67.14%)	20(28.57%)	2(2.85%)	1(1.42%)	---

6. Was your performance in assignments discussed with you?

Every Time	often	Occasionally/Sometimes	Rarely	Never
40(57.14%)	18(25.71%)	8(11.42%)	4(5.71%)	-----

7. The institute takes active interest in promoting internship, student exchange, and field visit Opportunities for students.

Regularly	Often	Sometimes	Rarely	Never
28(40%)	24(34.28%)	14(20%)	2(2.85%)	2(2.85%)

8. The teaching and mentoring process in your institution facilitates you in cognitive, social and Emotional growth.

Significantly	Very well	Moderately	Marginally	Not at all
29(41.42%)	29(41.42%)	10(14.28%)	2(2.85%)	-----

9. The institution provides multiple opportunities to learn and grow.

Strongly agree	Agree	Neutral	Disagree	Strongly Disagree
32(45.71%)	32(45.71%)	6(8.57%)	-----	-----

10. Teachers inform you about your expected competencies, course outcomes and programme outcomes.

Every time	Usually	Occasionally/ Sometimes	Rarely	Never
39(55.71%)	25(35.71%)	4(5.71%)	2(2.85%)	-----

11. Your mentor does a necessary follow-up with an assigned task to you.

Every Time	Usually	Occasionally/ Sometimes	Rarely	I don't have mentor
36(51.42%)	26(37.14%)	6(8.57%)	2(2.85%)	-----

12. The teachers illustrate the concepts through examples and applications.

Every time	Usually	Occasionally/ Sometimes	Rarely	Never
41(58.57%)	22(31.42%)	2(2.85%)	5(7.14%)	-----

13. The teachers identify your strengths and encourage you with providing right level of challenges.

Fully	Reasonably	Partially	Slightly	Unable to
34(48.57%)	24(34.28%)	7(10%)	2(2.85%)	-----

14. Teachers are able to identify your weaknesses and help you to overcome them.

Every time	Usually	Occasionally/ Sometimes	Rarely	Never
34(48.57%)	22(31.42%)	7(10%)	5(7.14%)	----

15. The institution makes effort to engage students in the monitoring, review and continuous quality Improvement of the teaching learning process.

Strongly agree	Agree	Neutral	Disagree	Strongly Disagree
24(34.28%)	40(57.14%)	3(4.28%)	2(2.85%)	1(1.42%)

16. The institute / teachers use student centric methods, such as experiential learning, participative learning and problem solving methodologies for enhancing learning experiences.

To a great extent	Moderate	Some What	Very Little	Not at all
31(44.28%)	34(48.57%)	-----	5(7.14%)	-----

17. Teachers encourage you to participate in extracurricular activities.

Strongly agree	Agree	Neutral	Disagree	Strongly Disagree
37(52.55%)	22(31.42%)	10(14.28%)	1(1.42%)	-----

18. Efforts are made by the institute/ teachers to include soft skills, life skill employability skill to make you ready for the world of work

To a great extent	Moderate	Some What	Very Little	Not at all
31(44.20%)	31(44.28%)	4(5.71%)	4(5.71%)	-----

19. What percentage of teachers use ICT tools such as LCD projector multimedia etc. While teaching

Above 90%	70 to 89%	50 to 69%	30 to 49%	Below 29%
12(17.14%)	24(34.28%)	6(8.57%)	7(10%)	21(30%)

20. The overall quality of teaching learning process in your institute is very good.

Strongly agree	Agree	Neutral	Disagree	Strongly Disagree
35(50%)	26(37.14%)	9(12.85%)	-----	-----

21. Give three observation/suggestion to improve the overall teaching learning experience in your institution.

1	The observation/ suggestion given by the students are given below.
---	--

AC. Library facilities.

Excellent	Very good	Good	Fair	Poor
17(24.28%)	23(32.85%)	20(28.57%)	5(7.14%)	5(7.14%)

AD. Computer and Internet facilities

Excellent	Very good	Good	Fair	Poor
5(7.14%)	16(22.85%)	26(37.14%)	18(25.71%)	5(7.14%)

AE. Sports facilities.

Excellent	Very good	Good	Fair	Poor
7(10%)	16(22.85%)	31(42.28%)	9(12.85%)	7(10%)

AF. Library equipment facilities.

Excellent	Very good	Good	Fair	Poor
8(11.42%)	15(21.42%)	34(48.57%)	9(12.85%)	4(5.71%)

AG. Class room (equipment) facilities.

Excellent	Very good	Good	Fair	Poor
13(18.85%)	15(21.42%)	37(52.85%)	4(5.71%)	1(1.42%)

AH. Your opinion regarding college infrastructure facilities.

Excellent	Very good	Good	Fair	Poor
15(21.42%)	23(32.85%)	29(41.42%)	3(4.28%)	-----

AI. Your opinion regarding non-teaching staff.

Excellent	Very good	Good	Fair	Poor
10(14.28%)	25(35.71%)	25(35.71%)	7(10%)	3(4.28%)

AJ. Your opinion regarding teaching staff.

Excellent	Very good	Good	Fair	Poor
21(30%)	26(37.14%)	22(31.42%)	-----	1(1.42%)

Analysis Data/ Feedback Report:

Regarding the coverage of syllabus 54. 28% students satisfied with the coverage more than 85%. Nearly 55% of the students appreciated the preparedness of the teachers for the classes. 75.71% of students told, the communication of the teachers always effective. According to 47.14% of the students responded that, the way of teaching by the teachers categorically falls under the tag of "Very Good". The evolution process by the teachers are always fair. It is accepted by 67.14%. Near about 58% of the students said that, teachers are always in touch regarding student's performance in assignments. Having the continuous efforts put by college 40% of the students mentioned that, promoting internship, students exchange and field visit opportunities for students is regular basis. 41.42% of the students replied, teaching by the teachers has developed their cognitive, social and emotional power. The course and program outcomes along with the expected competencies are made known to the student's efficiently with the hope for their better and successful future. 58.57% of the students claimed that, the teachers explained all the concepts by giving easy examples and using applications related to the topics. As it is very helpful to understand the concept. As per 48.57% students supported that, the teachers identify the strengths among the students and encourage them with providing right level of challenges. Nearly 49% of the students said that, teachers find out the weakness of the students and help them to overcome from failure area. Regarding the mentoring, review and continuous quality improvement of the teaching 57.14% of the students are agree with that. 48.57% of the students told that, teacher use different types of tools/methods, such as experiential learning, participative learning and problem solving methodologies for enhancing learning experience. 52.55% of the students observed teachers are very concern about their students' improvement. That's why teacher advise to the students to participate in the extra-curricular activities. The efforts are made by the institute/teachers to include soft skills and employability skills to make them ready for the world of work are appreciated to their Moderate by 44.28% of the students. According to 34.28 % of the students, ICT tools such as LCD projector and multimedia had been used moderate and average basis for teaching in the institution and the scope of development in this aspect is felt to be a need of the hour by students to increase the depth in knowledge and interest for the subject. Overall 50% students strongly agree with the statement that the quality of teaching learning process in the institute is very good. 32.85% of respondents agree that, computer and internet facilities are good in college. 42.28% of the students said there are different types of sports facilities are available in the college. Nearly 50% of the students' claims that, library equipment, class room equipment and college infrastructure facilities of Chakdaha College is very good. These things are so imperative elements as far as the overall personality development of a student is concerned. More than 30% of the students shared their experience about teaching and non-teaching stuff conduct. They are very satisfied with them. As they said teaching and non-teaching stuffs are very co-operative.

Three observations or suggestions to improve overall teaching and learning experience in institution are:

- 1) Used better graphics and visual media to engage students well. According to them, better graphics and colors arouse the interest and desire to learn among students. Online teaching method need to be enhanced. Need to use and enhance digital technology.
- 2) Computer classes should be arrange for the students of each department and the use of LCD should be increased.
- 3) Try to reach every student and ask for their doubts. This can only happen in a class with a limited source of students and is extremely important because this way, students concentrate on studies more.

Department of English

FEEDBACK REPORT (2020)

The total number of students taking the survey stand at 49, beginning with the serial number 182 and ending with 230. The following tabulation of percentage against every option is based on this figure.

1. How much of the syllabus was covered in the class?
 - 85%-100% - 16.3%
 - 70%-84% - 32.7%
 - 55%-69% - 24.5%
 - 30%-54% - 20.4%
 - Below 30% - 6.1%
2. How well did the teachers prepare for the classes?
 - Thoroughly - 49%
 - Satisfactorily – 49%
 - Poorly – 2%
3. How well were the teachers able to communicate?
 - Always effective - 73.5%
 - Sometimes effective - 14.3%
 - Just satisfactorily - 12.2%
4. The teachers' approach to teaching can be best described as?
 - Very good - 46.9%
 - Excellent - 32.6%
 - Good - 18.4%
 - Fair - 2.04%
5. Fairness of the internal evaluation process by the teachers.
 - Always fair - 59.2%
 - Usually fair - 34.7%
 - Sometimes unfair - 6.1%
6. Was your performance in the assignments discussed with you?
 - Every time - 36.7%
 - Usually - 44.9%
 - Sometimes - 10.2%
 - Rarely - 2.04%
 - Never - 6.1%
7. The institute takes active interest in promoting internship, student exchange, field visit opportunities for students.
 - Regularly - 26.5%
 - Often - 36.7%
 - Sometimes - 24.5%
 - Rarely - 6.1%
 - Never - 6.1%
8. The teaching and mentoring process in your institution facilitates you in cognitive, social and emotional growth.
 - Significantly - 36.7%
 - Very well - 49%
 - Moderately - 12.2%
 - Not at all - 2%

9. The institution provides multiple opportunities to learn and grow.
Strongly agree - 34.7%
Agree - 55.1%
Neutral - 6.1%
Disagree - 4.1%
10. Teachers inform you about your expected competence, course outcomes and programme outcomes.
Every time - 61.2%
Usually - 32.7%
Sometimes - 4.1%
11. Your mentor does a necessary follow-up with an assigned task to you.
Every time - 22.4%
Usually - 63.3%
Occasionally - 10.2%
I don't have a mentor -4.1%
12. The teachers illustrate the concepts through examples and applications.
Every time - 65.3%
Usually - 26.5%
Occasionally - 4.1%
Rarely - 2.04%
Never - 2.04%
13. The teachers identify your strengths and encourage you with providing right level of challenges.
Fully - 28.6%
Reasonably - 40.8%
Partially - 18.4%
Slightly - 6.1%
Unable to - 6.1%
14. Teachers are able to identify your weakness and help you to overcome them.
Every time - 28.6%
Usually - 49.1%
Occasionally - 14.3%
Rarely - 10.2%
Never - 2.04%
15. The institution makes effort to engage students in the monitoring, review and continuous quality improvement of the teaching-learning process.
Strongly agree 46.9%
Agree - 40.8%
Strongly disagree - 2%
Neutral - 10.2%
Disagree - 2%
16. The institute/teachers use student centric methods, such as experiential learning, participative learning and problem-solving methodologies for enhancing learning experiences.
To a great extent - 36.7%
Moderate - 53%
Somewhat - 8.2%
Not at all - 2.04%
17. Teachers encourage you to participate in extracurricular activities.
Strongly agree - 55.1%

- Agree - 32.6%
- Disagree - 2.04%
- Neutral - 10.2%
18. Efforts are made by the institute/teachers to inculcate soft skills, life skills and employability skills to make you ready for the world of work.
- To a great extent - 34.7%
- Moderate - 44.9%
- Somewhat - 14.3%
- Very little - 4.08%
- Not at all - 2.04%
19. What percentage of teachers use ICT tools such as LCD projector, multimedia, etc while teaching?
- 70%-89% - 6.1%
- 50%-69% - 20.4%
- 30%-49% - 38.8%
- 0-29% - 34.7%
20. The overall quality of teaching-learning process in your institute is very good.
- Strongly agree - 44.9%
- Agree - 40.8%
- Neutral - 4.8%
- Disagree - 4.1%
- Strongly disagree - 2.4%
- No comments - 4.8%

The Percentage of students, giving a VARIETY of REMARKS /PROPOSALS/OBSERVATIONS, cannot be shown that way. But the TRENDS of the same may be taken into proper consideration and arranged under the following heads :

- (a) proposal of increased use of technology in classrooms-- viz. Projector, LCD, Multimedia etc.
- (b) proposal for developing institutional infrastructure--viz. steady and adequate supply of water, increase in the number of classrooms, setting of microphones in every classroom etc.
- (c) suggestion for improving academic infrastructure - viz. increase in the number of teachers, experimental methods of teaching, arranging seminars, debates, quiz, class tests, interactive sessions, provision for Spoken English, counselling, increasing the number of books in the Central Library along with the increase in reading rooms etc.
- (d) suggestion for promoting teacher-student rapport and emphasizing teachers' ability to identify the students' strength and weakness
- (e) negligible abstention from remarks noticed
- (f) negligible grievance against teachers' demotivation
- (g) 1/2 students' unquestioned satisfaction with the institution

FEEDBACK REPORT (2021)

The total number of students taking the survey stand at 102, beginning from serial number 609 and ending at 710. The following tabulation of percentage against every option is based on this number. The students participating in the survey are from semester II/III and IV/V.

1. How much of the syllabus was covered?
- 85%-100% - 80%
- 70%-84% - 15%
- 55%-69% - 5%

2. How well did the teachers prepare for the classes?
Thoroughly - 61%
Satisfactorily – 36%
Poorly – 3%
3. How well did the teachers communicate?
Always effective - 77%
Sometimes effective - 13%
Just satisfactorily - 5%
Generally ineffective - 2%
Very Poor - 3%
4. The teachers' approach to teaching can be best described as?
Very good - 60%
Excellent - 31%
Good - 9%
5. Fairness of the internal evaluation process by the teachers.
Always fair - 76%
Usually fair - 20%
Sometimes unfair - 2%
Usually unfair - 2%
6. Was your performance in assignment discussed with you?
Every time - 50%
Usually - 40%
Sometimes - 7%
Rarely - 3%
7. The institute takes active interest in promoting internship, student exchange, field visit opportunities for students.
Regularly - 44%
Often - 33%
Sometimes - 15%
Rarely - 6%
Never - 2%
8. The teaching and mentoring process in your institution facilitates you in cognitive, social and emotional growth.
Significantly - 54%
Very well - 40%
Moderately - 6%
9. The institution provides multiple opportunities to learn and grow.
Strongly agree - 52%
Agree - 42%
Neutral - 4%
Disagree - 1%
10. Teachers inform you about your expected competence, course outcomes and programme outcomes.
Everytime - 79%
Usually - 16%
Sometimes - 3%
Rarely - 2%
11. Your mentor does a necessary follow-up with an assigned task to you.
Every time - 49%
Usually - 41%

- Occasionally - 9%
Rarely - 1%
12. The teachers illustrate the concepts through examples and applications.
Every time - 70%
Usually - 26%
Occasionally - 4%
13. The teachers identify your strengths and encourage you with providing right level of challenges.
Fully - 46%
Reasonably - 39%
Partially - 10%
Slightly - 5%
14. Teachers are able to identify your weakness and help you to overcome them.
Every time - 38%
Usually - 43%
Occasionally - 13%
Rarely - 6%
15. The institution makes effort to engage students in the monitoring, review and continuous quality improvement of the teaching-learning process.
Strongly agree - 55%
Agree - 38%
Neutral - 6%
Disagree - 1%
16. The institute/teachers use student centric methods, such as experiential learning, participative learning and problem-solving methodologies for enhancing learning experiences.
To a great extent - 60%
Moderate - 35%
Somewhat - 2%
Very little - 3%
17. Teachers encourage you to participate in extracurricular activities.
Strongly agree - 59%
Agree - 38%
Neutral - 7%
18. Efforts are made by the institute/teachers to inculcate soft skills, life skills and employability skills to make you ready for the world of work.
To a great extent - 57%
Moderate - 33%
Somewhat - 11%
Very little - 1%
Not at all - 2%
19. What percentage of teachers use ICT tools such as LCD projector, multimedia, etc while teaching?
Above 90% - 9%
70%-89% - 33%
50%-69% - 34%
30%-49% - 16%
0-29% - 12%
20. The overall quality of teaching-learning process in your institute is very good.
Strongly agree - 55%

- Agree - 40%
Neutral - 7%
Disagree - 1%
21. Library facilities.
Excellent - 19%
Very good - 35%
Good - 29%
Fair - 18%
Poor - 3%
22. Computer and internet facilities.
Excellent - 11%
Very good - 22%
Good - 43%
Fair - 22%
Poor - 5%
23. Sports facilities.
Excellent - 10%
Very good - 25%
Good - 40%
Fair - 16%
Poor - 9%
24. Laboratory equipment facilities.
Excellent - 18%
Very good - 24%
Good - 44%
Fair - 13%
Poor - 1%
25. Classroom facilities.
Excellent - 19%
Very good - 32%
Good - 40%
Fair - 7%
Poor - 2%
26. Your opinion regarding college.
Excellent - 20%
Very good - 44%
Good - 26%
Fair - 10%
27. Your opinion regarding non-teaching staff.
Excellent - 21%
Very good - 38%
Good - 32%
Fair - 9%
28. Your opinion regarding teaching staff.
Excellent - 46%
Very good - 37%
Good - 16%
Poor - 1%

Suggestions/Observations from the students:

1. Teachers should maintain the time-table and preferably allow a gap between two consecutive classes.
2. A semester should begin on time. Teachers should finish the syllabus within the stipulated time rather than hastily and in the nick of time.
3. The college fee needs a revision in the favour of the students.
4. There should be frequent interactive sessions with the students and encouragement of a friendly rapport between the students and the teachers. Unmuting the video could contribute too.
5. Teachers must employ more examples in their teaching. They must also incorporate ICT tools, projectors and visual media in any form to stimulate interest.
6. English to be used as the medium of communication other than Bengali in G.E. classes.
7. Classes should be arranged for soft-skill enhancements. Provisions for group projects should be added.
8. Performance in the assignments must be discussed and accordingly their weaknesses and strengths to be honed. Frequent tests need to be conducted and a demonstration of how an answer is to be prepared.
9. Need for better library facilities.
10. Need for more class rooms.
11. A career counselling introducing multiple prospects after graduation.

Department of Philosophy

Students' Feedback Analysis Report -2020

A total of 42 students of Second and Fourth Semester of our department have proffered the feedback on Student Satisfaction Survey (SSS). More than 60% students are immensely satisfied with the coverage of syllabus. About 95% students are thoroughly satisfied with our preparation. More than 60% students always appreciate our way of communication with them and the rest 40% students admire that communication sometimes. About 85% students are attracted by the approach of our process of teaching that touches the bottom of their heart. More than 70% students have found the internal evaluation always fair and the rest admit that it's usually fair as it makes them point out their errors and rectify it. About 45% students agree with the fact that discussions are done to improve their performances in assignment with explanation every time. 40% students agree that their performances in assignments are usually discussed with them. About 48% students strongly acknowledge that the institution often takes initiative in promoting internship, student exchange, field visit and so on. 50% students admit that the institution takes active interest in promoting student exchange and many other opportunities regularly. 50% students are concerned with the fact that the innovative methods of teaching have enriched their knowledge immensely whereas the rest 50% students admit that significantly. About 50% students strongly agree that the institution provides multiple opportunities to learn and enhance mental growth and the rest also agree with it. 85% students admit that we teachers inform them about their expected competencies, course outcomes and so on almost every time. About 40% agree that we do a necessary follow-ups with their assignment task every time. The rest remark that their teachers usually take necessary follow-up with an assignment task. 80% students appreciate the way the teachers

build up their concepts through examples every time. About 90% students firmly acknowledge that their teacher fully or reasonably identifies their strength and encourage them with providing right or perfect level of challenges. 50% students admit that their teachers are able to identify their weak point and help them to overcome every time and the rest students agree it usually. About 45% students strongly agree that the college make efforts to engage students in the monitoring, review and continuous quality improvement of the teaching- learning process and the rest students also agree with that. Also, more than 46% students appreciate our approach of lucid teaching to a great extent and strongly agree with the fact that we teachers use several methods like experimental learning, participative learning and problem-solving methodologies for enhancing learning experiences whereas others moderately agree with that. About 60% students strongly agree that their teachers encourage them to participate in extracurricular activities and the rest also agree with it. 50% students strongly acknowledge that efforts are made by the teachers to inculcate soft skills and employability help them a lot and the rest also agree with it. About 40% of the teachers use ICT tools such as LCD Projector, Multimedia and so on and this teaching is appreciated by 70% students. Almost 75% students agree with the statement that the overall quality of teaching-learning process in our collage is very good. On the basis of their vivid observation, they've put forward suggestions to improve overall teaching-learning process in our collage. They suggested that there should be separate classroom for each department, more study materials need to be provided to them and the library should have adequate number of books according to their need, there should be at least one audio-visual class per week.

Student Satisfaction Survey Report: 2021

Forty one students of our department of philosophy have submitted their valuable feedback regarding the Student Satisfaction Survey (SSS). 73% of the students noted a yes to 85 and above percentage of the coverage of syllabus and 25% of them satisfied with 70-84% coverage of syllabus. About 66% of the students thoroughly appreciate the preparations of the teachers for the classes whereas the others also seem to be pretty satisfied with that. More than 81% of the students believe that the communication of the teachers are much effective. 61% termed the teacher's approach to teaching as excellent, whereas the rest also praised it as very good. About 73% of the students stated internal evaluation process to be completely fair always while the rest 27 also remarked it being usually fair. 64% confirm that their performances in assignments are always discussed with them and the rest also agrees with the discussion of performances. 64% agrees to the fact that the institute takes active interest in promoting internship, student exchange and field visit opportunities, whereas the rest also don't deny it. Almost all the students admit that the teaching and mentoring process in their institution facilitates you in cognitive, social and emotional growth. Almost 70% strongly agree that the institution provides multiple opportunities to learn and grow. 83% acknowledge that teachers inform you about your expected competencies, course outcomes and programme outcomes every time. 61% agree that their respective mentors conduct a necessary follow-up with an assigned task to them. Almost all the students genuinely agree that the teachers illustrate the concepts through examples and applications without fail. About 66% fully agree that the teachers identify your strengths and encourage you with providing right level of challenges and 27% also found this reasonable. Almost 70% students appreciate the teacher's ability to identify their weaknesses and hence, help them to overcome it. 66% strongly agree that the institution makes effort to engage students in the monitoring, review and continuous quality improvement of the teaching learning process. The rest also nods a yes to this. 66% students admit that the institute or the teachers use student centric methods to

a great extent. 66% appreciate the encouragement by the teachers to make them participate in extracurricular activities. The rest of the proportion also agree to this. A major of 80% students acknowledge that the institution makes great efforts to inculcate soft skills, life skills and employability skills to make one ready for the world of work. 32% of students have agreed 90 percent with the fact that the teachers use ICT tools while teaching and the rest also doesn't deny it. 65% of the students confirms the overall quality of teaching-learning process in the institute to be very good. 45% of students find the library facilities to be excellent and 24% also find it pretty good. Computer and internet facilities seem excellently efficient to 40% students and very good and good to 22% and 38% respectively. 42% find the sport facilities to be appealing whereas the rest also seem amazed with it. Laboratory equipment and facilities seem excellent to 42%. The classroom facilities also seem no less than excellent to 42% whereas the rest remark it as very good and good. 50% praised the college infrastructure facilities with the remark of excellent and others also agree to it. 48% find the Non-teaching Staffs to be excellent and others also see well in them. Last but the least, they seem pretty much comfortable with the Teaching Staffs as half of them found them to be excellent whereas others also appreciate their capabilities.

Department of Zoology

Feedback Report and Plan of action.

Twenty four students of the department of Zoology have so far submitted the filled up SSS forms. Most of them showed their favor and keenness towards the present status pertaining to academic and other curricular activities of the department. A few of them, though not fully satisfied with the departmental go, suggested and propounded a good deal of significant and essential activities to be reviewed or incorporated for amelioration of the department. I am presenting a brief of the overall scenario of the students' evaluation data as depicted column-wise as well as event-wise:

- According to students' evaluation data, up to 80% of the syllabus (column-I) was covered till 31 July, 2020.
(It needs to be mentioned that during Pandemic Covid 19 period, which is still in its devastating state, classes were much hampered. But, through on-line classes as introduced since April, 2020, it was covered up to 80%)
- So far as teachers preparation for classes (J), their ability to communicate with students (K), internal evaluation process (M), teaching and mentoring process (P), etc. are concerned, students observed them as satisfactory, very well, fair, etc.
- Though Students' findings towards multiple opportunities to learn (Q), mentors' follow up with assigned task (S), effort of institution to engage students in monitoring quality improvement (W), student centric methods (X) etc., were to some extent regular, moderate or reasonable, these criteria need to be made sophisticated and up to date with our best efforts.
- Students' evaluation towards teachers' efforts to identify strength and to provide right level of challenges (U), and to inculcate soft skills and employability skills in them (Z) was not so satisfactory, these require reviewing with our utmost level.
- As per usage of ICT by the teachers (AA), which most of the students observed as nearly 70%, it is to be noted that most of our departmental teachers, besides black board use, have been imparting their lessons through Over-head projector and Power-

point presentation (PPP) methods. Still, we think these need to be upgraded to a greater extent.

- In the column AB on the overall quality of teaching-learning process (AB), whether good or not, the students agreed in favor of good teaching, which, though we find encouraging, needs to be much fostered.
- The last column (AC) inviting the students' observation to improve overall teaching-learning experience, where almost all the students came out with some very pertinent and vivid suggestions about up-gradation of departmental activities, is summarized as follows:
 - * Lab facilities to be generously given to the students i.e. more supply of compound microscopes, essential lab equipment, etc.
 - * To promote Entrepreneurial skills for the students.
 - * Installation of more LCD projectors.
 - * To emphasize on extra-curricular activities.
 - * Library of the department to be equipped with more essential books.
 - * More emphasis on skill-based learning, etc.

Plan of action to upgrade the Departmental activities.

It is evident that our department has already got the requisite basic amenities like classrooms, laboratories with well-equipped museums, overhead- and Power Point Projectors to impart best teaching and attract students. Still, the overall quality in developing conceptual and cognitive ideas over the subject needs to get much improved. At this very juncture, Students Satisfaction Survey (SSS) where the students presented their observed data about teaching-learning process, departmental activities, etc. has come out as an indispensable register. Further, we have plans to hold regular exhibition, workshop, seminars on some burning issues. Moreover, students, besides their class room environment, have shown their interests and enthusiasm to interact with the people of all communities to meet up the present-day societal and science-based issues pertaining to biodiversity loss, health hazards, snake bite problem, superstitious beliefs, etc. by way of organizing some awareness programmes. We hope to enrich them outstripping all the obstacles.

Department of Political Science

Analysis of Hons. Students' Feedback on Teaching – Learning Process-2021

STUDENTS' SATISFACTION SURVEY FEEDBACK: 2021 DEPARTMENT OF POLITICAL SCIENCE

Total No of the Students: 82

Student Satisfaction Survey on Teaching Learning Process

1. How much of the syllabus was covered in the class?

85-100%	70-84%	55-69%	30-54%	Below-30%
52%	35%	10%	3%	-

2. How well did the teachers prepare for the classes?

Thoroughly	Satisfactory	Poorly	Indifferently	Won't Teach at all
56%	43%	1%		

3. How well were the teachers able to communicate?

Always effective	Sometimes effective	Just Satisfactorily	Generally Ineffective	Very Poor Communication
74%	26%		--	--

4. The teacher's approach to teaching can best be described as

Excellent	Very Good	Good	Fair	Poor
40%	40%	19%	1%	-

5. Fairness of the internal evaluation process by the teachers.

Always Fair	Usually Fair	Sometimes Unfair	Usually Unfair	Unfair
60%	38%	1%	1%	---

6. Was your performance in assignments discussed with you?

Every Time	often	Occasionally/Sometimes	Rarely	Never
52%	37%	10%	1%	-----

7. The institute takes active interest in promoting internship, student exchange, and field visit Opportunities for students.

Regularly	Often	Sometimes	Rarely	Never
35%	31%	23%	9%	2%

a. The teaching and mentoring process in your institution facilitates you in cognitive, social and Emotional growth.

Significantly	Very well	Moderately	Marginally	Not at all
50%	35%	12%	3%	-----

b. The institution provides multiple opportunities to learn and grow.

Strongly agree	Agree	Neutral	Disagree	Strongly Disagree
47%	48%	5%	-----	-----

c. Teachers inform you about your expected competencies, course outcomes and programme outcomes.

Every time	Usually	Occasionally/ Sometimes	Rarely	Never
54%	35%	7%	4%	-----

d. Your mentor does a necessary follow-up with an assigned task to you.

Every Time	Usually	Occasionally/ Sometimes	Rarely	I don't have mentor
42%	44%	9%	4%	1%

e. The teachers illustrate the concepts through examples and applications.

Every time	Usually	Occasionally/ Sometimes	Rarely	Never
59%	34%	7%		-----

f. The teachers identify your strengths and encourage you with providing right level of challenges.

Fully	Reasonably	Partially	Slightly	Unable to
50%	31%	15%	4%	-----

g. Teachers are able to identify your weaknesses and help you to overcome them.

Every time	Usually	Occasionally/ Sometimes	Rarely	Never
52%	25%	13%	10%	----

h. The institution makes effort to engage students in the monitoring, review and continuous quality Improvement of the teaching learning process.

Strongly agree	Agree	Neutral	Disagree	Strongly Disagree
44%	41%	11%	3%	1%

i. The institute / teachers use student centric methods, such as experiential learning, participative learning and problem-solving methodologies for enhancing learning experiences.

To a great extent	Moderate	Some What	Very Little	Not at all
52%	37%	7%	4%	-----

j. Teachers encourage you to participate in extracurricular activities.

Strongly agree	Agree	Neutral	Disagree	Strongly Disagree
37%	47%	12%	4%	-----

k. Efforts are made by the institute/ teachers to include soft skills, life skill employability skill to make you ready for the world of work

To a great extent	Moderate	Some What	Very Little	Not at all
50%	33%	10%	04%	03%

l. What percentage of teachers use ICT tools such as LCD projector multimedia etc. While teaching

Above 90%	70 to 89%	50 to 69%	30 to 49%	Below 29%
21%	26%	15%	19%	19%

m. The overall quality of teaching learning process in your institute is very good.

Strongly agree	Agree	Neutral	Disagree	Strongly Disagree
47%	44%	7%	2%	-----

n. Give three observation/suggestion to improve the overall teaching learning experience in your institution.

1 | The observation/ suggestion given by the students are given below.

AC. Library facilities.

Excellent	Very good	Good	Fair	Poor
30%	35%	31%	2%	2%

AD. Computer and Internet facilities

Excellent	Very good	Good	Fair	Poor
-----------	-----------	------	------	------

18%	20%	34%	11%	17%
-----	-----	-----	-----	-----

AE. Sports facilities.

Excellent	Very good	Good	Fair	Poor
21%	21%	28%	12%	18%

AF. Laboratory equipment facilities.

Excellent	Very good	Good	Fair	Poor
20%	22%	44%	12%	2%

AG. Class room (equipment) facilities.

Excellent	Very good	Good	Fair	Poor
24%	28%	41%	4%	3%

AH. Your opinion regarding college infrastructure facilities.

Excellent	Very good	Good	Fair	Poor
24%	27%	40%	5%	4%

AI. Your opinion regarding non-teaching staff.

Excellent	Very good	Good	Fair	Poor
22%	26%	40%	7%	5%

AJ. Your opinion regarding teaching staff.

Excellent	Very good	Good	Fair	Poor
35%	38%	25%	2%	1%

Department of Mathematics

Report of the Feedback & Plan of action

Thirty six students (2nd, 4th and 6th Semester) of our department had put their feedback regarding Student Satisfaction Survey (SSS), 2021. Regarding the coverage of the syllabus, 92% of students were satisfied with the coverage of more than 70% of the syllabus. 94% of students appreciated the class preparation of teachers with the remark 'Thoroughly' & 'Satisfactorily'. Also, 100% of the students judge the communication skill of the teachers with the remark 'Always effective' & 'Sometimes effective'. Observations of 78% of students regarding the teacher's approach to teaching are 'Excellent' & 'Very good'. The fairness of the internal evaluation process and transparency in the system is well applauded by 100% of the students. More than 80% of students remark 'Every time & Usually' regarding the discussion of performance in assignments. 69% of students remarked that the college often takes an active interest in promoting internship, student exchange and field visit opportunities for students. Concerning the teaching and mentoring process at the college to facilitate students in cognitive, social and emotional growth, more than 81% of students remark 'Significantly' & 'Very well. Also, 89% of the students agreed that the College provides multiple opportunities to learn and grow. 58% of the students extolled that the teachers inform them about their expected competencies, course outcomes and programme outcomes every time. More than 89% of the students admired that their teachers/mentors usually take necessary follow-up with an assigned task. 58% of the

students appreciated the teachers for building up the concept through example every time. 69% of the students acknowledged that the teachers fully/reasonable identify their strengths and encourage them with providing the right level of challenges. 81% of the students realized that their teachers were able to identify their weaknesses and helped them to overcome usually. More than 89% of students agreed that the College makes effort to engage students in the monitoring, review and continuous quality improvement of the teaching learning process. Also, more than 94% of students think that a moderate number of teachers use student centric methods, such as experiential learning, participative learning and problem-solving methodologies for enhancing learning experiences. Moreover, 81% of students admired that most of the teachers encourage them to participate in extracurricular activities. The efforts are made by the institute/ teachers to inculcate soft skills, life skills and employability skills to make students ready for the world of work are appreciated to great extent by 44% of students. More than 50% of teachers use ICT tools such as LCD projectors, Multimedia, etc. while teaching is appreciated by 53% of students. Almost 94% of students agree with the statement that the overall quality of the teaching- learning process in our college is very good. Based on observation/suggestions to improve the overall teaching-learning experience in our college, 20% of students have been in demand for offline classes, one or two audiovisual class per week, more study materials, library facility throughout the year, availability of books for CAT/MAT examinations and special classes for IIT & JAM examinations.

Plan of Action for the period of 2021-2022:

- To provide an exemplary mathematics program that prepares students to be life-long learners and responsible, numerate citizens.
- To enhance the students logical, reasoning, analytical and problem-solving skills. To provide meaningful support services, respond to the changing environment of mathematics education.
- To promote effective instructional strategies with students actively participating in the learning process. To organize motivating classes for the students of the final semester regarding admission to M.Sc. and entrance exams like JAM etc. and giving very clear concepts of Higher Studies from different best universities in India and abroad.
- To encourage the students to participate in scientific forums, seminars, conferences, workshops & webinars and organize various seminars, conferences, workshops & webinars to motivate students in Mathematics.
- To establish an atmosphere of creative endeavor that supports interdisciplinary collaborations, innovative projects, significant research, interesting courses and informal discussions that mutually benefit students, faculty and the community at large.
- To update the computer laboratory for the Department of Mathematics to take the practical classes smoothly and freely, audio-visual classes (at least one for every teacher in a month) and teach to use technology to encourage active learning which will help them for skill development as well as uses of Information and Communication Technology (ICT) in the future.
- To enhance the capacity of the departmental library and make sure that students can access it easily.
- To collect previous year M. Sc. Entrance question papers of various Universities and to keep the hard copies in our departmental library for easy access of the students.
- To organize a class (once a month) for delivering lectures using power point or MS word.

- To provide extra material on exercises for the student who lacks essential background knowledge or skills.
- Periodically discuss how well the classes are going on during the semester, set up study guidelines, student's attendance and progress.

Department of Chemistry

FEEDBACK ANALYSIS AND PLAN OF ACTION

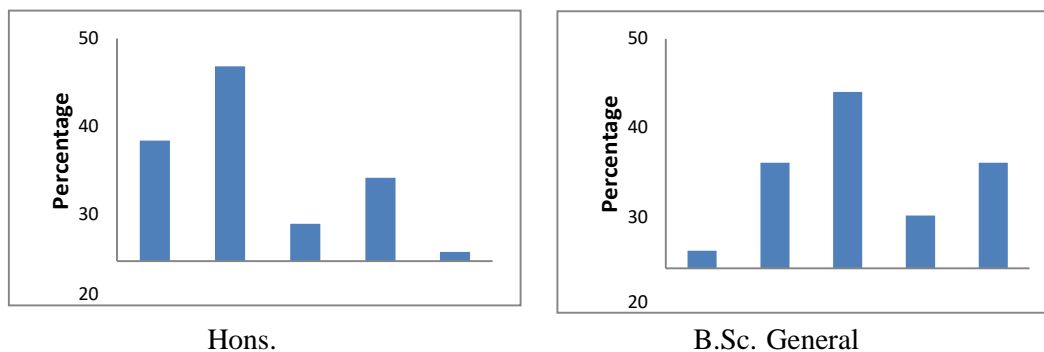
The teaching members of Department of Chemistry, in its meeting (through online mode using Google meet) dated 02.08.2020 at 5 p.m., have thoroughly analyzed the Feedback received from the students.

The questionnaire was mainly designed for the Students' Satisfaction Survey (SSS) regarding their feedback on mainly following topics:

- Teaching-Learning Process
- Curricula/Syllabus/Evaluation Process
- Others

We have received 48 feedback from Honours students and 26 from B.Sc. General students. There were 20 number of questions based on the above major topics.

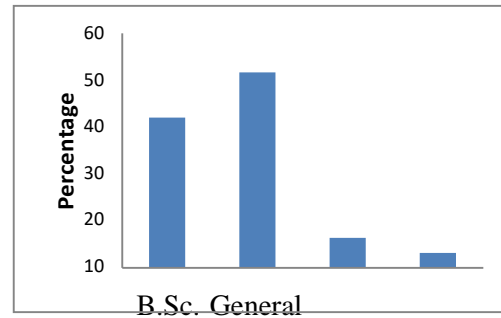
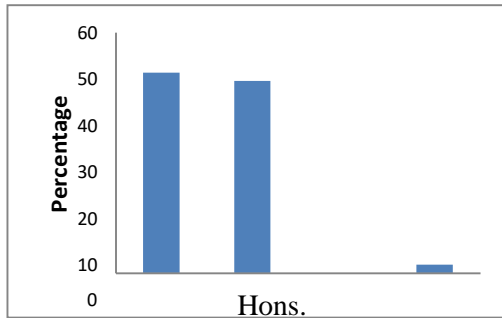
Q. 1. How much of the syllabus was covered in the class?



The chart displays that more than 70% Hons. Students responded that almost 84% of the syllabus was covered, while in B.Sc. General Course 65% students agreed that up to 69% syllabus was covered. Though, 23% students in General course were less satisfied.

We analyzed that due to lack of requisite number of teachers, a few classes in the routine was unmanned and this is the main reason that we were unable to touch a part of the syllabus specially for a section of General course students.

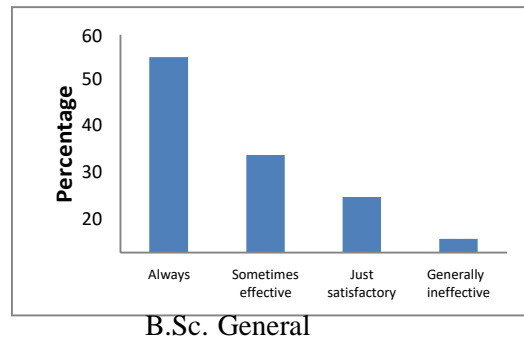
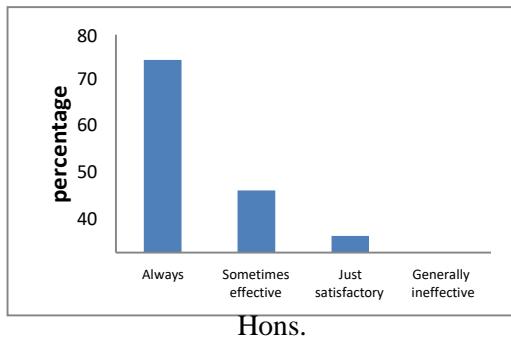
Q. 2. How well did the teachers prepare for the classes?



The responds show that in the Hons. 97.92 % and in General course 88.46 % students are with the preparation taken by the teachers.

We believe, that self-improvement is a never ending process and so we must prepare ourselves for classes as far as practicable.

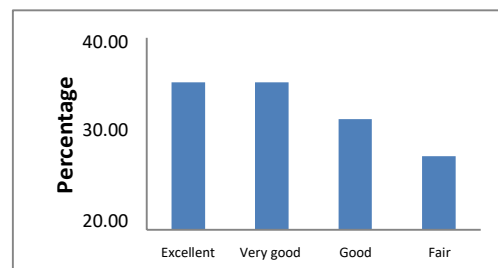
Q. 3. How well were the teachers able to communicate?



About 94% Hons. and 80% General students rated that the teacher communicates as effective. Only 3.85% of General students stated that the communication is generally ineffective.

We must take care of it to make the communication with the students more effective.

Q. 4. The teacher's approach to teaching can best be described as-

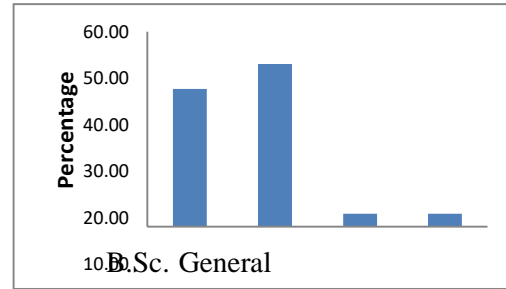
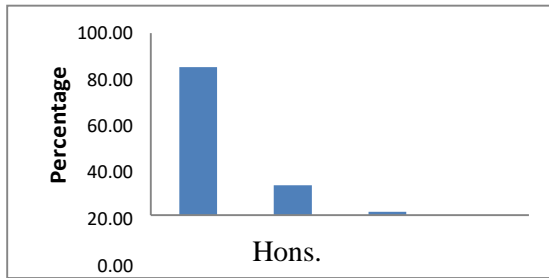


Hons.

B.Sc. General

Here also we find that 80% of Hons. students and 61% of General students are highly satisfied with the approach of teaching offered.

Q. 5. Fairness of the internal evaluation process by the teachers-

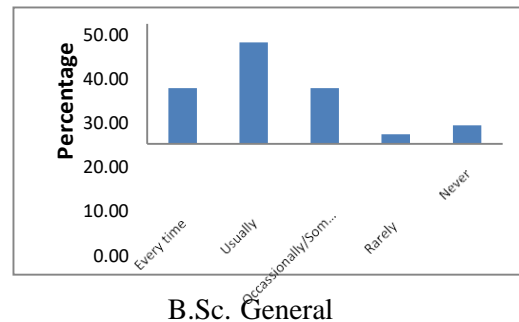
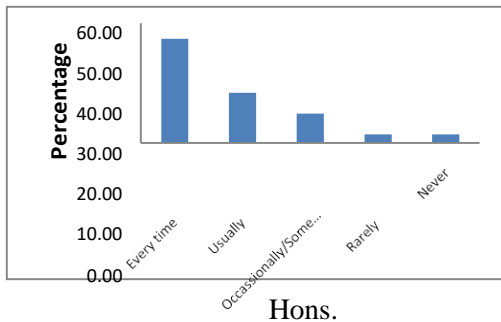


About 98% Hons. students and more than 92% General students believed that the internal evaluation process is fair. Surprisingly, only 2% Hons. students told that it was sometimes unfair and 3.85% General students stated that the evaluation process is usually unfair.

We have taken the negative comment with deep concern and all the teaching staff ensures that the 100% evaluation is done impartially.

Whenever, we checked their remarks, it was observed that a basically few General students are somehow dissatisfied with the evaluation of final University examinations.

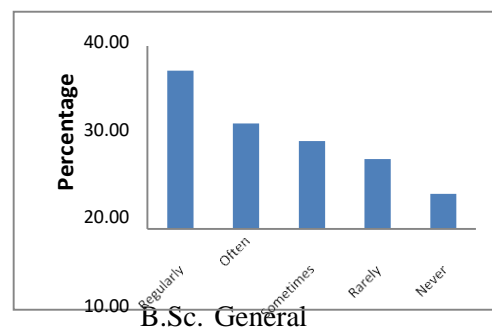
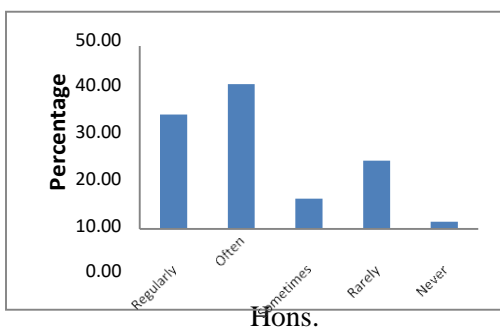
Q. 6. Was your performance in assignments discussed with you?



Though, almost 75% of both Hons. and General students agreed that discussion was made with them regarding their performance in assignments, but as per the opinion we were unable to touch about 25% by any reason.

We, promise to improve it more in the next session.

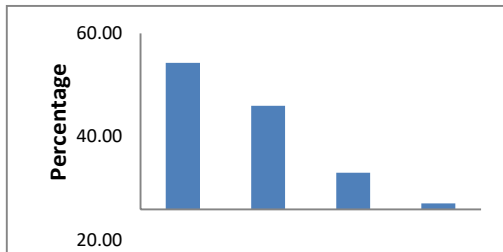
Q. 7. The institute takes active interest in promoting internship, student exchange, field visit opportunities for students-



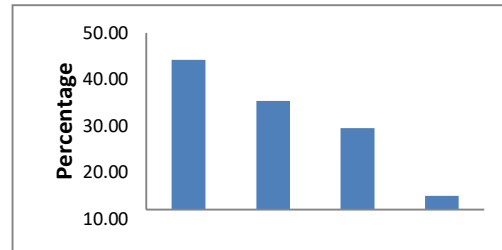
Though we feel that in this respect the students overrated the Department.

We understand that student exchange or field should be part of the whole course, though there is still no provision for internship, field visit etc. within the syllabus.

Q. 8. The teaching and mentoring process in your institution facilitates you in cognitive, social and emotional growth.



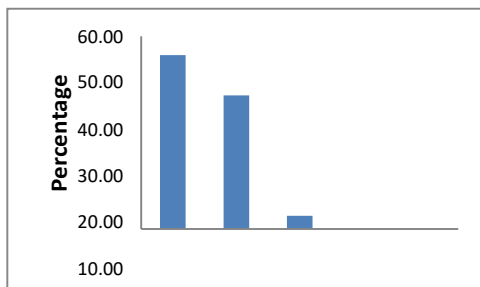
Hons.



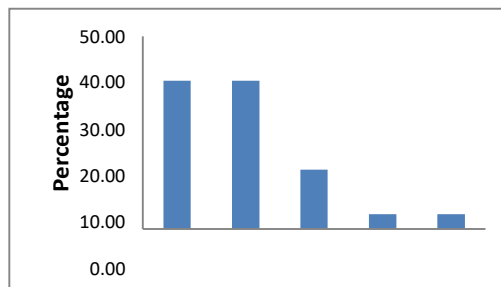
B.Sc. General

About 85% of Hons. students and 73% of General students agreed that the teaching and mentoring process is very satisfactorily, while, 12% Hons. and 23% General students rated this aspect as moderate.

Q. 9. The institution provides multiple opportunities to learn and grow.



Hons.

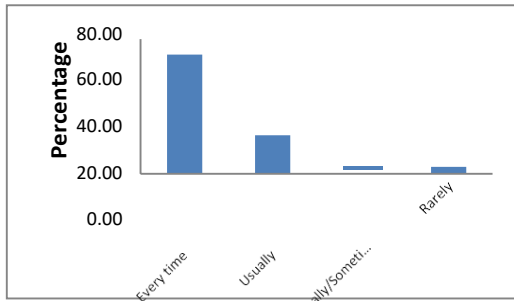


B.Sc. General

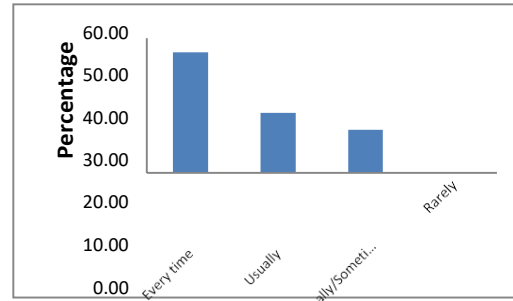
Here more than 95% Hons. students and 77% General students are satisfied with the multiple opportunities provided by the Institution. Only 3.85% General students strongly disagreed with the query.

We must care for that and will try to provide some more opportunities to the students.

Q. 10. Teachers inform you about your expected competencies, course outcomes and programme outcomes.



Hons.

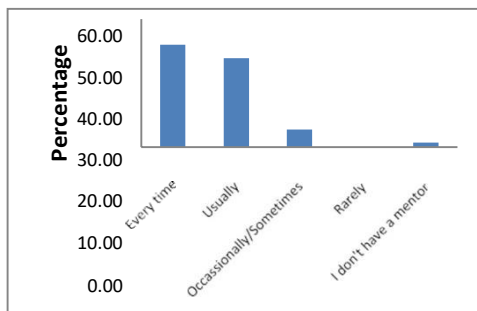


B.Sc. General

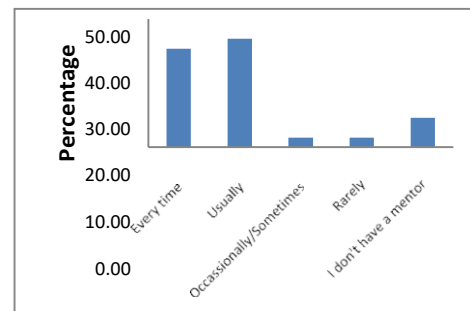
They were informed occasionally.

In general, it is our duty to care for each and every student and the outcomes of the course/programme is generally discussed. We will take care for informing specially the general course students about their expected competencies.

Q. 11. Your mentor does a necessary follow-up with an assigned task to you.



Hons.

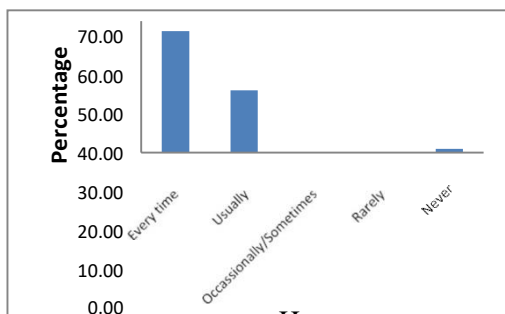


B.Sc. General

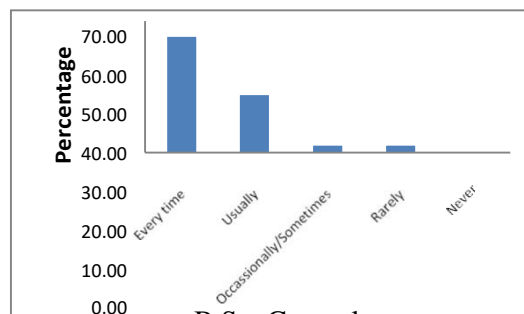
Almost 90% Hons. students and 80% General students commented that they are regularly followed up with different kind of assignments. 11.54 % General students expressed that they had missed any mentor.

Though all the teachers tried their level best to follow-up every individual student. Still, we should properly care this section of students if any.

Q. 12. The teachers illustrate the concepts through examples and applications.



Hons.

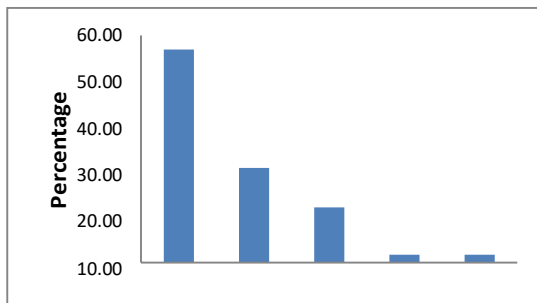


B.Sc. General

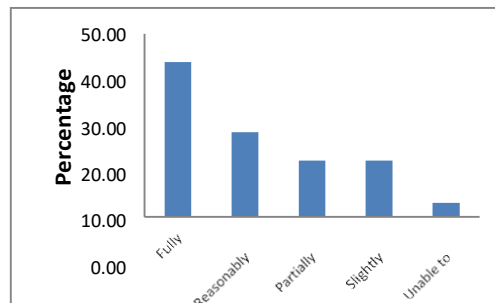
Approx. 98% of the Hons. students and 92% General students expressed their satisfaction regarding the learning through conceptual examples and applications.

We hope, we will fill the rest through our ICT based plan of teaching.

Q. 13. The teachers identify your strengths and encourage you with providing right level of challenges.



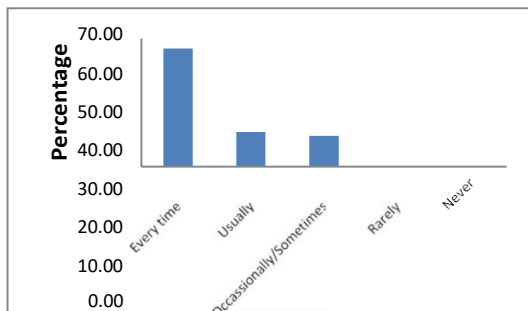
Hons.



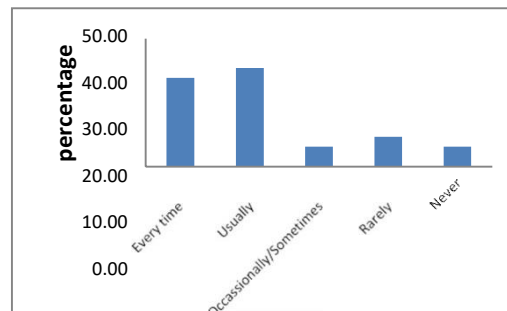
B.Sc. General

Approx. 81% Hons. students and 65% General students logically satisfied by the teachers in respect of identifying their strengths and accepting the challenges to solve many problems.

Q. 14. Teachers are able to identify your weaknesses and help you to overcome them.



Hons.

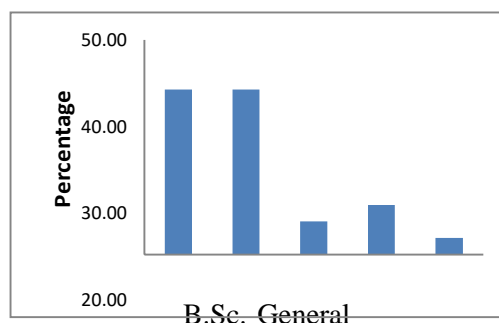
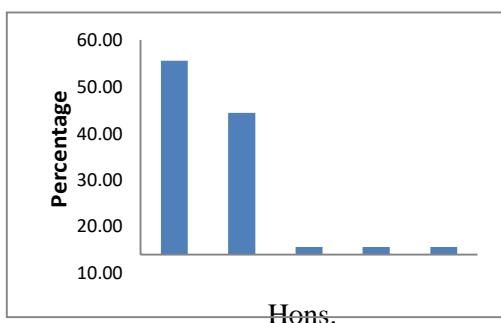


B.Sc. General

About 83% Hons. students and 73% General students are pleased by the Teachers' ability in rectifying their weakness and helping them to solve it out. Though 11.54% General students had identified this aspect as 'rare' while 7.69% General students identified this as 'never'.

We are always very serious in pointing out each individual's crisis and helping them to solve it out and again we will try more to improve our techniques in this regard.

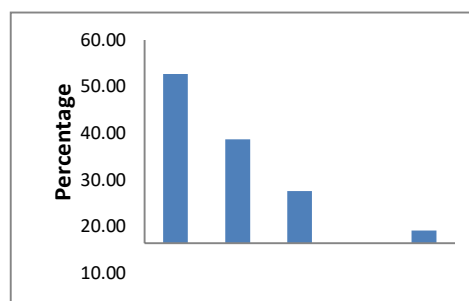
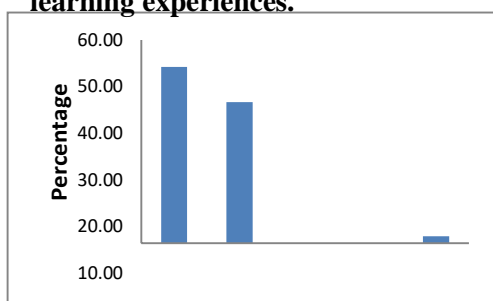
Q. 15. The institution makes effort to engage students in the monitoring, review and continuous quality improvement of the teaching learning process.



The chart demonstrates that 94% Hons. students and 76% General students are completely satisfied by the continuous quality improvement teaching-learning methods, though total 15% of both the courses disagreed with this part.

We are committed for the students and we will try to solve this out by enhancing the no. of class tests/assignments.

Q. 16. The institute/ teachers use student centric methods, such as experiential learning, participative learning and problem solving methodologies for enhancing learning experiences.



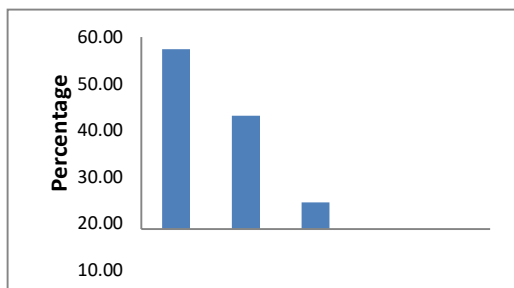
Hons.

B.Sc. General

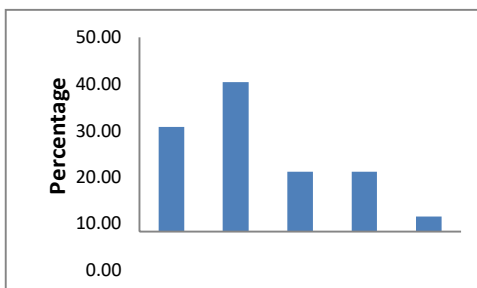
Approx. 94% Hons. students and 80% General students agreed that student centric experimental learning methods are followed by the Teachers, while 2% Hons. students and 3% General students said that they never experienced such experimental learning by any means.

All the teachers followed the student centric approach using variety of techniques. We have analyzed that as experimental learning (wherever possible/required) is much attractive to the students, so we will be more keen to amalgamate the experimental learning technique with theoretical lectures.

Q. 17. Teachers encourage you to participate in extracurricular activities.



Hons.

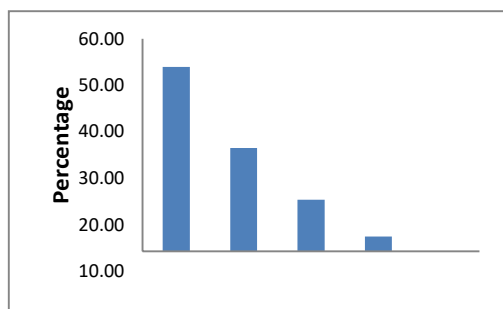


B.Sc. General

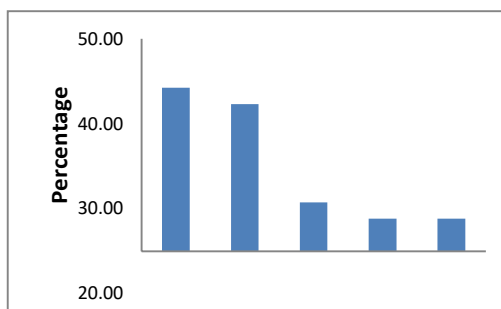
Though we tried to encourage students to participate in extra-curricular activities with our limited scopes and 92% Hons. students and 65% General students agreed with the fact.

We sincerely believe that if field-based activities are included, the percentage of 'Neutral' and 'Disagree' candidates will be dropped.

18. Efforts are made by the institute/ teachers to inculcate soft skills, life skills and employability skills to make you ready for the world of work.



Hons.

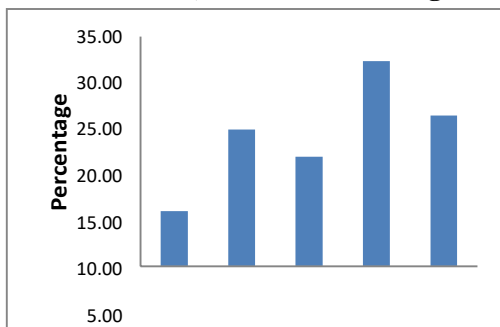


B.Sc. General

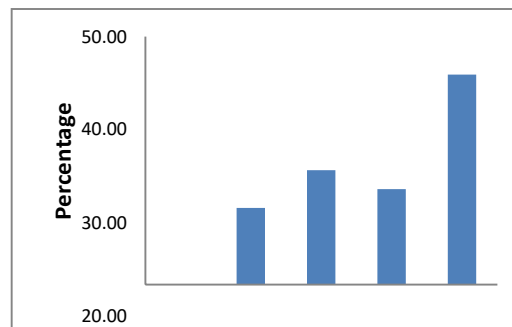
Approx. 81% Hons. students and 73% General students agreed with 'great' and 'moderate' extent that soft skill, employability skill etc. were initiated.

We generally train our students for further higher studies and as the scope of higher studies get narrowed in case of General course, there are 7.69% students with either 'very little' or 'not at all' comment. We will surely encourage this section for other employment opportunities.

Q. 19. What percentage of teachers use ICT tools such as LCD projector, Multimedia, etc. while teaching?



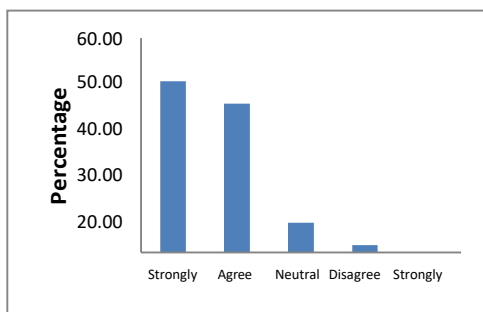
Hons.



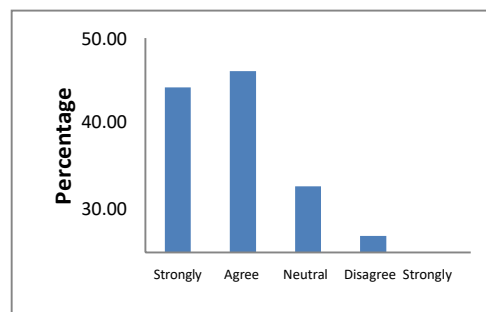
B.Sc. General

We again appreciate the assessment by the students regarding the use of ICT tools for teaching. *Though all of us are ready to deliver our lectures using modern technologies in a regular fashion, we are unable to do so regularly due to lack of infrastructural facilities.*

20. The overall quality of teaching-learning process in your institute is very good.



Hons.



B.Sc. General

Approx. 89% Hons. students and 80% General students are satisfied with the overall quality of teaching-learning process.

We know that our College is one of the best Institutes under the University of Kalyani and we are committed to make it the best College.

Our Plan: Based on the suggestions from our dear students, we have chalked our future plan as follows:

- To provide ICT based lectures/tutorials as much as possible within these limited infrastructural facilities. We would kindly request the College Authority to please provide us a dedicated lecture hall with some modern ICT facilities as early as possible, so that our students get much more benefited with this.
- To provide special classes/training in a regularized way for the JAM and other related academic competitive examinations [for 5th and 6th Semester students]

- To provide more Books at the Departmental Library as per new CBCS syllabus.
- To request the College authority to create more permanent Teaching Posts for the Department of Chemistry

Department of Physics

Students' Feedback Analysis -2021 and Plan of Action

We consider the suggestions/complains received from the students (SSS). We prepare this report and plan/roadmap (along with the suggestion of Departmental Teaching Staff) on the basis of student's feedback only.

We have sent feedback form to all the students connecting with Google Classroom (Number of students=105). But only thirty-seven (37) students gave their feedback as per your data.

They gave very positive feedback except practical classes, laboratory infrastructure, and ICT teaching, Computer Laboratory. Otherwise, this feedback reflects that students are fully satisfied with teaching-learning. Here we mention some shortfall of our department/college that may be resolved in the upcoming sessions in the table given below. We will take necessary action to facilitate for smooth teaching-learning.

Sl. No.	Student Suggestion/ Complaint	Plan of Action	Remarks
1	Lack of sufficient Laboratory instruments and Modern Lab	1. Required at least 3 separate extra rooms for Laboratory. 2. Required funding for purchase of instruments. 3. Required at least 30 modern computers with internet connectivity, few equipped with printer.	
2	Lack of ICT teaching	1. We have already started in different methods and going to increase of use ICT tools. 2. Future plan: Create Departmental Website 3. If the college arrange one projector plus Laptop and extra dedicated room that will very helpful for students.	
3	Other attractive classes beyond regular class & Discussion type session	We have regularly organized students seminar for different semesters where the student may take the opportunity to share their ideas beyond the textbooks.	

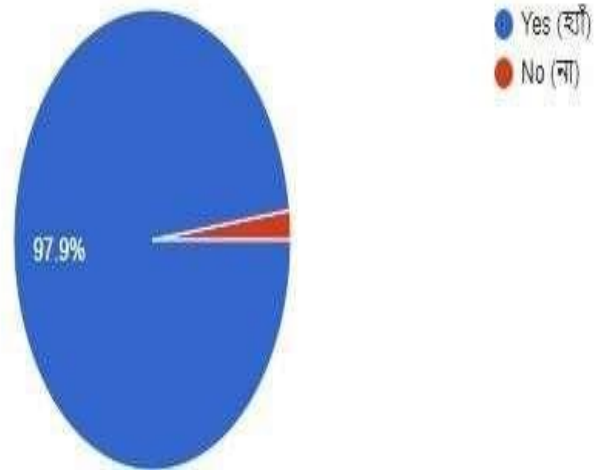
4	Relationship/bonding and communication between teacher and students and Cultural Programme	We will take decision/necessary steps that will increase student-teacher bonding	Already started Reunion
5.	Provide notes and PDF	Already supplied class notes, pdf, PPT, Audio-visuals in the Pandemic and pre-pandemic situation. We will carry this effort as per our departmental unanimous decision.	
6.	Maintenance of time of online classes	We are trying to maintain the class time.	Already discussed with departmental teachers
7.	Practical Class	As in blended mode the physical laboratory class were suspended we use some virtual laboratory facility or Youtube video to provide them some idea about the underlying physics.	
8.	Student skill development	We have already started the student seminar, remedial classes and career counselling for skill development of the students.	
9.	Prepare the students for National level Examination	In the career counselling class we have provided the students some ideas about national level examinations like NET, GATE, etc.	Gave basic idea of facing examinations
10.	Computer Laboratory	We will communicate for this matter to the Institutional Head.	
11.	Career Discussion	Career Counselling program has already started. We will plan to organize such programme in near future.	Also discussed in the class.

Analysis of Students' Feedback (2020) - Chakdaha College

(Based on Total 972 responses)

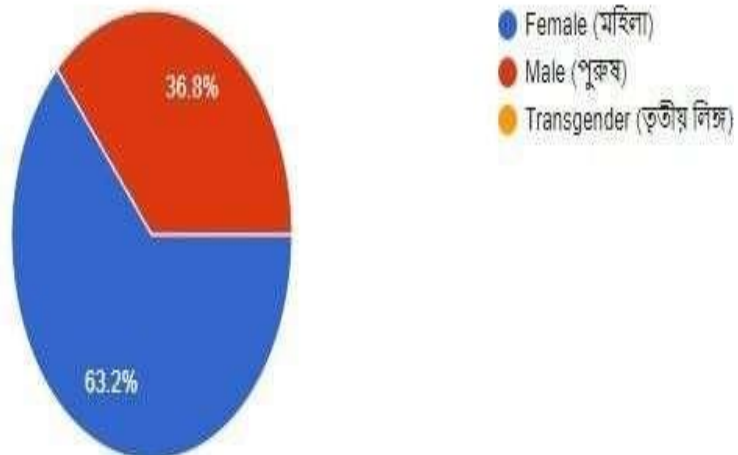
A) Please confirm this is the first and only time you answer this survey. (দেয়া করে নিশ্চিত করুন যে আপনি এই সমীক্ষার উত্তর দেওয়ার প্রথম এবং একমাত্র সময়।)

972 responses



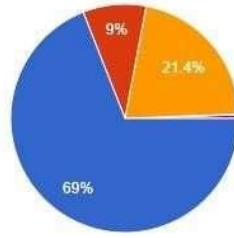
D) Gender (লিঙ্গ):

972 responses



F) What subject area are you currently pursuing? (আপনি বর্তমানে কোন বিষয়ের ক্ষেত্র অনুসরণ করছেন?)

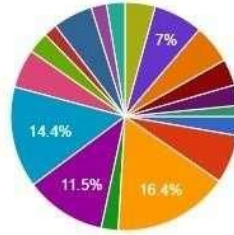
972 responses



- Arts (কলা)
- Commerce (বাণিজ্য)
- Science (বিজ্ঞান)
- Professional (পেশাদার)
- Other (অন্যান্য) ()

G) Name of the Department/Course (বিভাগ / কোর্সের নাম)

960 responses



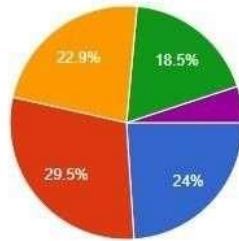
- Bengali Honours
- English Honours
- Sanskrit Honours
- Economics Honours
- Political Science Honours
- History Honours
- Philosophy Honours
- Geography Honours

▲ 1/3 ▼

Student Satisfaction Survey (SSS) ছাত্র সন্তুষ্টি জরিপ

1. How much of the syllabus was covered in the class? (ক্লাসে কতটি সিলেবাস হয়েছিল?)

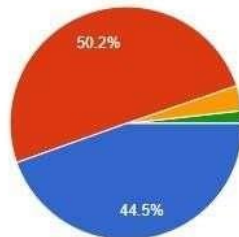
972 responses



- 4 – 85 to 100% (85 থেকে 100%)
- 3 – 70 to 84% (70 থেকে 84%)
- 2 – 55 to 69% (55 থেকে 69%)
- 1 – 30 to 54% (30 থেকে 54%)
- 0 – Below 30% (নীচে 30%)

2. How well did the teachers prepare for the classes? (শিক্ষকরা ক্লাসের জন্য কতটা ভাল প্রস্তুতি নিয়েছিলেন?)

972 responses

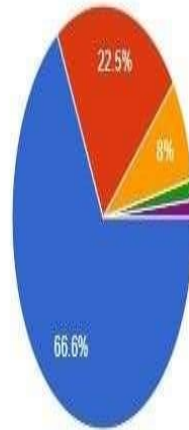


- 4 – Thoroughly (সম্পূর্ণ সন্তোষজনক)
- 3 – Satisfactorily (সন্তুষ্টিকর)
- 2 – Poorly (দুর্বল)
- 1 – Indifferently (উদাসীনভাবে)
- 0 – Won't teach at all (মোটোও শিক্ষা দেবেন না)

3. How well were the teachers able to communicate? (শিক্ষকরা কতটা ভাল যোগাযোগ করতে পেরেছিলেন?)



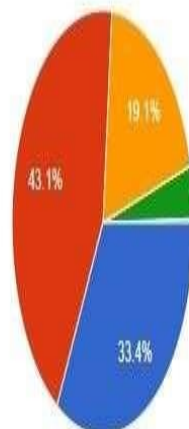
972 responses



- 4 - Always effective (সর্বদা কার্যকর)
- 3 - Sometimes effective (কখনও কখনও কার্যকর)
- 2 - Just satisfactorily (কেবল সন্তোষজনকভাবে)
- 1 - Generally ineffective (সাধারণত অকার্যকর)
- 0 - Very poor communication (খুব দুর্বল যোগাযোগ)

4. The teacher's approach to teaching can best be described as (শিক্ষকের পাঠদান পদ্ধতির সর্বোত্তম কীভাবে বর্ণনা করা যেতে পারে)

972 responses

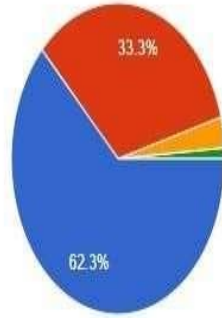


- 4 - Excellent (চমৎকার)
- 3 - Very good (খুব ভাল)
- 2 - Good (ভাল)
- 1 - Fair (মোটামোট)
- 0 - Poor (ভাল নয়)

5. Fairness of the internal evaluation process by the teachers. (শিক্ষকরা অভ্যন্তরীণ মূল্যায়ন প্রক্রিয়াটির ন্যায্যতা।)



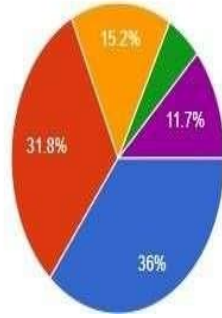
972 responses



- 4 - Always fair (সর্বদা ন্যায্য)
- 3 - Usually fair (সাধারণত ন্যায্য)
- 2 - Sometimes unfair (কখনও কখনও অন্যায়)
- 1 - Usually unfair (সাধারণত অনুপযুক্ত)
- 0 - Unfair (অন্যায়)

6. Was your performance in assignments discussed with you? (কার্যনির্বাহী ক্ষেত্রে আপনার assignments নিয়ে আলোচনা হয়েছিল?)

972 responses

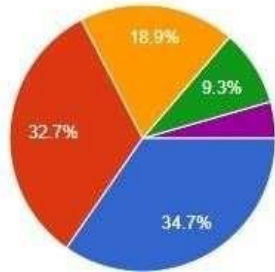


- 4 - Every time (প্রতিবার)
- 3 - Usually (সাধারণত)
- 2 - Occasionally/Sometimes (কখনও কখনও)
- 1 - Rarely (খুব কম)
- 0 - Never (কখনও নয়)

7. The institute takes active interest in promoting internship, student exchange, field visit opportunities for students. (ইনস্টিটিউট শিক্ষার্থীদের জন্য ইন্টার্নশিপ, শিক্ষার্থীদের মতবিনিময়, ফিল্ড ভিজিটের সুযোগগুলি প্রচারে সক্রিয় আগ্রহ গ্রহণ করে।)



972 responses

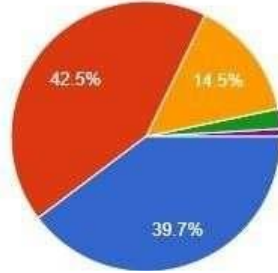


- 4 - Regularly (নিয়মিত)
- 3 - Often (প্রায়শই)
- 2 - Sometimes (কখনও কখনও)
- 1 - Rarely (খুব কম)
- 0 - Never (কখনও নয়)

8. The teaching and mentoring process in your institution facilitates you in cognitive, social and emotional growth. (আপনার প্রতিষ্ঠানের শিক্ষাদান এবং পরামর্শ প্রক্রিয়া আপনাকে জ্ঞানীয়, সামাজিক এবং মানসিক বিকাশে সহায়তা করে।)



972 responses

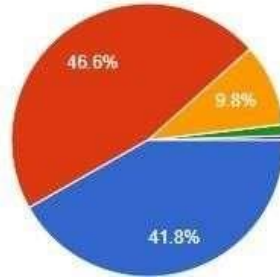


- 4 - Significantly (উল্লেখযোগ্যভাবে)
- 3 - Very well (খুব ভাল)
- 2 - Moderately (মাঝারিভাবে)
- 1 - Marginally (প্রান্তিকভাবে)
- 0 - Not at all (মোটতে নয়)

9. The institution provides multiple opportunities to learn and grow. (প্রতিষ্ঠানটি শিখতে ও বাড়াতে একাধিক সুযোগ সরবরাহ করে।)



972 responses

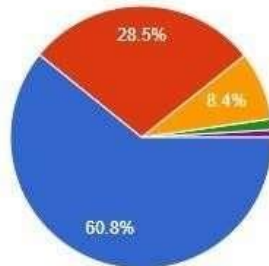


- 4 - Strongly agree (দৃঢ়ভাবে সম্মত)
- 3 - Agree (সম্মতি)
- 2 - Neutral (নিরপেক্ষ)
- 1 - Disagree (অসম্মতি)
- 0 - Strongly disagree (দৃঢ়ভাবে একমত নয়)

10. Teachers inform you about your expected competencies, course outcomes and programme outcomes. (শিক্ষকরা আপনাকে আপনার প্রত্যাশিত দক্ষতা, কোর্সের ফলাফল এবং প্রোগ্রামের ফলাফল সম্পর্কে অবহিত করবেন।)



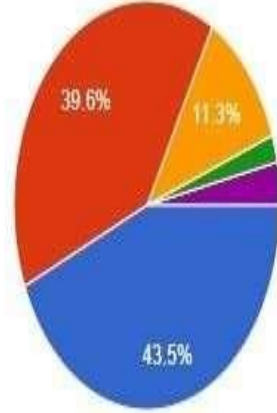
972 responses



- 4 - Every time (প্রতিবার)
- 3 - Usually (সাধারণত)
- 2 - Occasionally/Sometimes (মাঝে মাঝে / কখনও কখনও)
- 1 - Rarely (খুব কম)
- 0 - Never (কখনও নয়)

11. Your mentor does a necessary follow-up with an assigned task to you. (আপনার পরামর্শদাতা আপনাকে একটি নির্ধারিত টাস্ক সহ একটি প্রয়োজনীয় ফলোআপ করেন।)

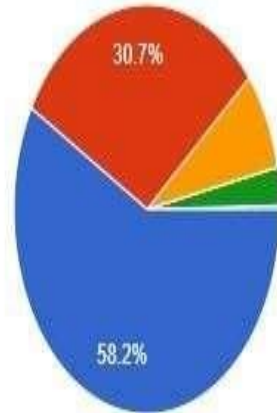
972 responses



- 4 - Every time (প্রতিবার)
- 3 - Usually (সাধারণত)
- 2 - Occasionally/Sometimes (মাঝে মাঝে / কখনও কখনও)
- 1 - Rarely (খুব কম)
- 0 - I don't have a mentor (আমার কোনও পরামর্শদাতা নেই)

12. The teachers illustrate the concepts through examples and applications. (শিক্ষক উদাহরণ এবং প্রয়োগের মাধ্যমে ধারণাগুলিকে চিত্রিত করেছেন।)

972 responses

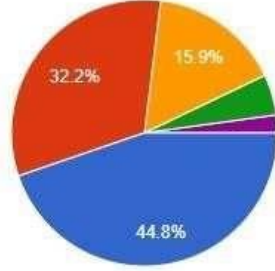


- 4 - Every time (প্রতিবার)
- 3 - Usually (সাধারণত)
- 2 - Occasionally/Sometimes (মাঝে মাঝে / কখনও কখনও)
- 1 - Rarely (খুব কম)
- 0 - Never (কখনই না)

13. The teachers identify your strengths and encourage you with providing right level of challenges. (শিক্ষকরা আপনার শক্তিগুলি চিহ্নিত করে এবং সঠিক স্তরের চ্যালেঞ্জ সরবরাহ করার জন্য আপনাকে উত্সাহিত করে।)



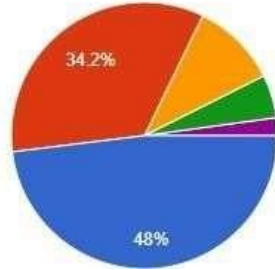
972 responses



- 4 - Fully (সম্পূর্ণ)
- 3 - Reasonably (যুক্তিসঙ্গত)
- 2 - Partially (আংশিক)
- 1 - Slightly (সামান্য)
- 0 - Unable to (অক্ষম)

14. Teachers are able to identify your weaknesses and help you to overcome them. (শিক্ষকরা আপনার দুর্বলতাগুলি চিহ্নিত করতে এবং সেগুলি কাটিয়ে উঠতে আপনাকে সহায়তা করতে সক্ষম হন।)

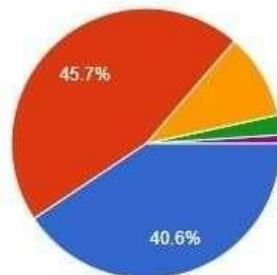
972 responses



- 4 - Every time (প্রতিবার)
- 3 - Usually (সাধারণত)
- 2 - Occasionally/Sometimes (মাঝে মাঝে / কখনও কখনও)
- 1 - Rarely (খুব কম)
- 0 - Never (কখনই না)

15. The institution makes effort to engage students in the monitoring, review and continuous quality improvement of the teaching learning process. (প্রতিষ্ঠানটি শিক্ষণ শেখার প্রক্রিয়া পর্যবেক্ষণ, পর্যালোচনা এবং ধারাবাহিক মানের উন্নতিতে শিক্ষার্থীদের জড়িত করার প্রচেষ্টা করে।)

972 responses

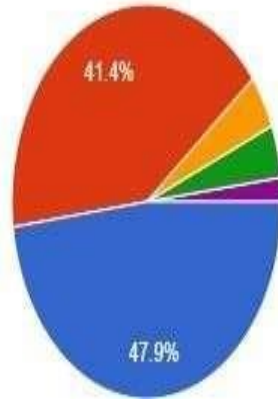


- 4 - Strongly agree (দৃঢ়ভাবে সম্মত)
- 3 - Agree (সম্মতি)
- 2 - Neutral (নিরপেক্ষ)
- 1 - Disagree (অসম্মতি)
- 0 - Strongly disagree (দৃঢ়ভাবে একমত নয়)

16. The institute/ teachers use student centric methods, such as experiential learning, participative learning and problem solving methodologies for enhancing learning experiences. (ইনস্টিটিউট / শিক্ষকরা শিক্ষার্থী কেন্দ্রিক পদ্ধতি যেমন পরীক্ষামূলক শেখা, অংশগ্রহণমূলক পড়াশোনা এবং শিক্ষার অভিজ্ঞতা বাড়ানোর জন্য সমস্যা সমাধানের পদ্ধতি ব্যবহার করেন।)



972 responses

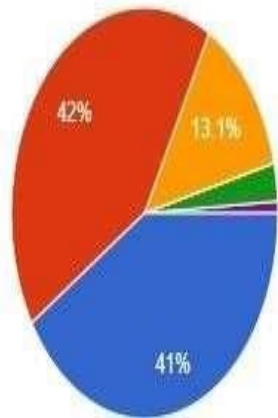


- 4 - To a great extent (একটি বিশাল পরিমাণে)
- 3 - Moderate (মাঝারি)
- 2 - Some what (কিছু কি)
- 1 - Very little (যুব সামান্য)
- 0 - Not at all (মোটেন নয়)

17. Teachers encourage you to participate in extracurricular activities. (শিক্ষকরা আপনাকে বহির্মুখী ক্রিয়াকলাপে অংশ নিতে উত্সাহিত করেন।)



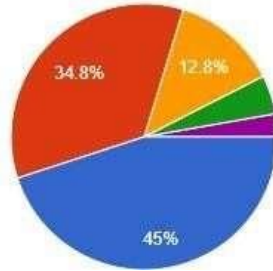
972 responses



- 4 - Strongly agree (দৃড়ভাবে সম্মত)
- 3 - Agree (সম্মতি)
- 2 - Neutral (নিরপেক্ষ)
- 1 - Disagree (অসম্মতি)
- 0 - Strongly disagree (দৃড়ভাবে একমত নয়)

18. Efforts are made by the institute/ teachers to inculcate soft skills, life skills and employability skills to make you ready for the world of work. (ইনস্টিটিউট / শিক্ষকরা আপনাকে কাজের জগতের জন্য প্রস্তুত করার জন্য নরম দক্ষতা, জীবন দক্ষতা এবং নিয়োগের দক্ষতা তৈরি করার প্রচেষ্টা চালিয়ে যাচ্ছে।)

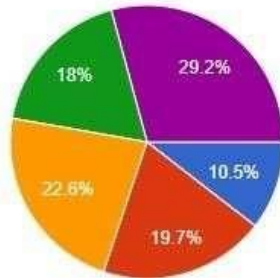
972 responses



- 4 – To a great extent (একটি বিশাল পরিমাণে)
- 3 – Moderate (মাঝারি)
- 2 – Some what (কিছু কিছু)
- 1 – Very little (খুব সামান্য)
- 0 – Not at all (মোটেন্ত নয়)

19. What percentage of teachers use ICT tools such as LCD projector, Multimedia, etc. while teaching. (শিক্ষকরা কত শতাংশ আইসিটি সরঞ্জাম যেমন এলসিডি প্রজেক্টর, মাল্টিমিডিয়া ইত্যাদি পড়ানোর সময় ব্যবহার করেন?)

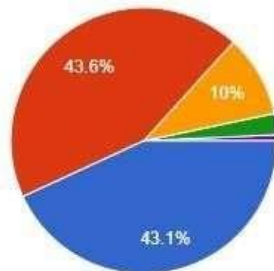
972 responses



- 4 – Above 90% (90% এর উপরে)
- 3 – 70 – 89% (70 - 89%)
- 2 – 50 – 69% (50 - 69%)
- 1 – 30 – 49% (30 - 49%)
- 0 – Below 29% (29% এর নিচে)

20. The overall quality of teaching-learning process in your institute is very good. (আপনার ইনস্টিটিউটে শিক্ষাদান-শেখার সামগ্রিক মানের খুব ভাল।)

972 responses



- 4 – Strongly agree (দৃড়ভাবে সম্মতি)
- 3 – Agree (সম্মতি)
- 2 – Neutral (নিরপেক্ষ)
- 1 – Disagree (অসম্মতি)
- 0 – Strongly disagree (দৃড়ভাবে অসম্মতি)

Analysis of Students' Feedback - Chakdaha College

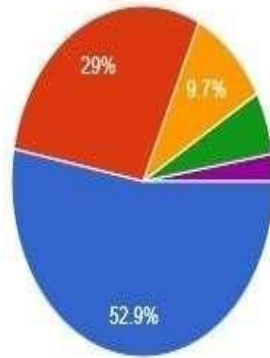
(Based on Total 1071 responses)

Student Satisfaction Survey (SSS) ছাত্র সন্তুষ্টি জরিপ

1. How much of the syllabus was covered in the class? (ক্লাসে কতটি সিলেবাস হয়েছিল?)



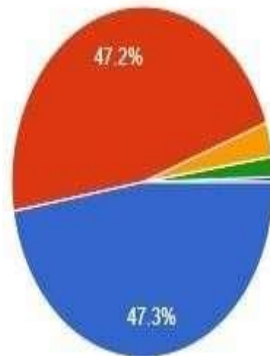
1,071 responses



- 4 - 85 to 100% (85 থেকে 100%)
- 3 - 70 to 84% (70 থেকে 84%)
- 2 - 55 to 69% (55 থেকে 69%)
- 1 - 30 to 54% (30 থেকে 54%)
- 0 - Below 30% (নীচে 30%)

2. How well did the teachers prepare for the classes? (শিক্ষকরা ক্লাসের জন্য কতটা ভাল প্রস্তুতি নিয়েছিলেন?)

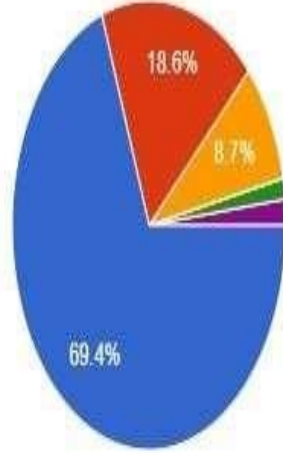
1,071 responses



- 4 - Thoroughly (সম্পূর্ণ সন্তোষজনক)
- 3 - Satisfactorily (সন্তুষ্টিকর)
- 2 - Poorly (দুর্বল)
- 1 - Indifferently (উদাসীনভাবে)
- 0 - Won't teach at all (মোটোও শিক্ষা দেবেন না)

3. How well were the teachers able to communicate? (শিক্ষকরা কতটা ভাল যোগাযোগ করতে পেরেছিলেন?)

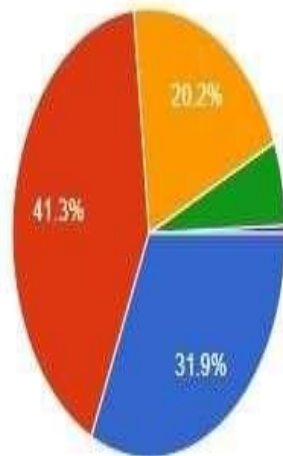
1,071 responses



- 4 - Always effective (সর্বদা কার্যকর)
- 3 - Sometimes effective (কখনও কখনও কার্যকর)
- 2 - Just satisfactorily (কেবল সন্তোষজনকভাবে)
- 1 - Generally ineffective (সাধারণত অকার্যকর)
- 0 - Very poor communication (খুব দুর্বল যোগাযোগ)

4. The teacher's approach to teaching can best be described as (শিক্ষকের পাঠদান পদ্ধতির সর্বোত্তম কীভাবে বর্ণনা করা যেতে পারে)

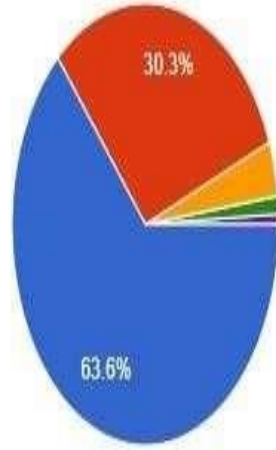
1,071 responses



- 4 - Excellent (চমৎকার)
- 3 - Very good (খুব ভাল)
- 2 - Good (ভাল)
- 1 - Fair (মোটামোট)
- 0 - Poor (ভাল নয়)

5. Fairness of the internal evaluation process by the teachers. (শিক্ষকের অভ্যন্তরীণ মূল্যায়ন প্রক্রিয়াটির ন্যায্যতা।)

1,071 responses

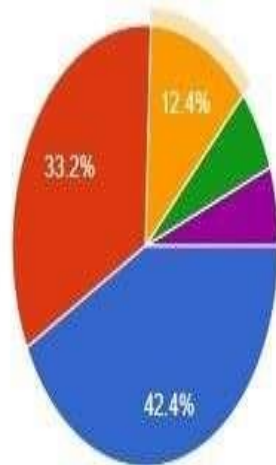


- 4 - Always fair (সর্বদা ন্যায্য)
- 3 - Usually fair (সাধারণত ন্যায্য)
- 2 - Sometimes unfair (কখনও কখনও অন্যায়)
- 1 - Usually unfair (সাধারণত অনুপযুক্ত)
- 0 - Unfair (অন্যায়)

6. Was your performance in assignments discussed with you? (কার্যনির্বাহী ক্ষেত্রে আপনার assignments নিয়ে আলোচনা হয়েছিল?)



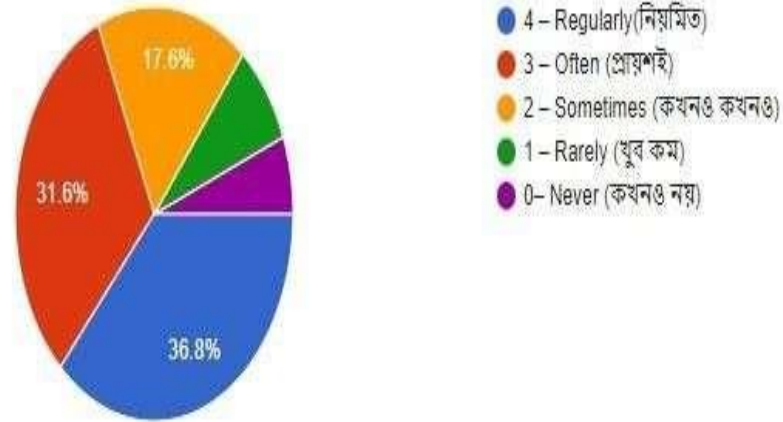
1,071 responses



- 4 - Every time (প্রতিবার)
- 3 - Usually (সাধারণত)
- 2 - Occasionally/Sometimes (কখনও কখনও)
- 1 - Rarely (খুব কম)
- 0 - Never (কখনও নয়)

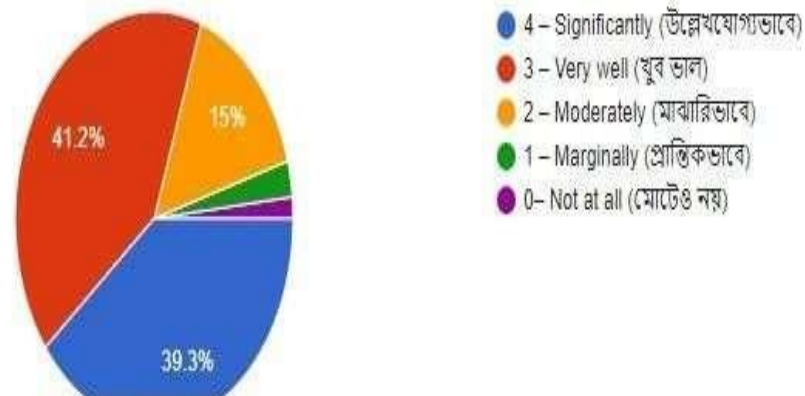
7. The institute takes active interest in promoting internship, student exchange, field visit opportunities for students. . (ইনস্টিটিউট শিক্ষার্থীদের জন্য ইন্টার্নশিপ, শিক্ষার্থীদের মতবিনিময়, ফিল্ড ভিজিটের সুযোগগুলি প্রচারে সক্রিয় আগ্রহ গ্রহণ করে।)

1,071 responses



8. The teaching and mentoring process in your institution facilitates you in cognitive, social and emotional growth. (আপনার প্রতিষ্ঠানের শিক্ষাদান এবং পরামর্শ প্রক্রিয়া আপনাকে জ্ঞানীয়, সামাজিক এবং মানসিক বিকাশে সহায়তা করে।)

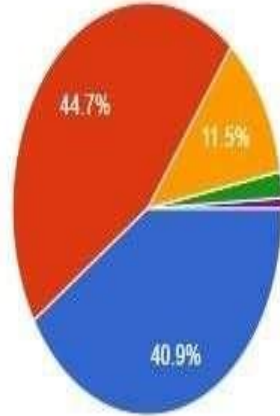
1,071 responses



9. The institution provides multiple opportunities to learn and grow. (প্রতিষ্ঠানটি শিখতে ও বাড়াতে একাধিক সুযোগ সরবরাহ করে।)



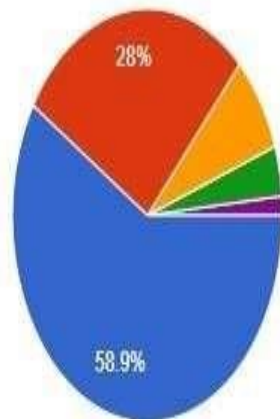
1,071 responses



- 4 - Strongly agree (দৃড়ভাবে সম্মত)
- 3 - Agree (সম্মতি)
- 2 - Neutral (নিরপেক্ষ)
- 1 - Disagree (অসম্মতি)
- 0 - Strongly disagree (দৃড়ভাবে একমত নয়)

10. Teachers inform you about your expected competencies, course outcomes and programme outcomes. (শিক্ষকরা আপনাকে আপনার প্রত্যাশিত দক্ষতা, কোর্সের ফলাফল এবং প্রোগ্রামের ফলাফল সম্পর্কে অবহিত করবেন।)

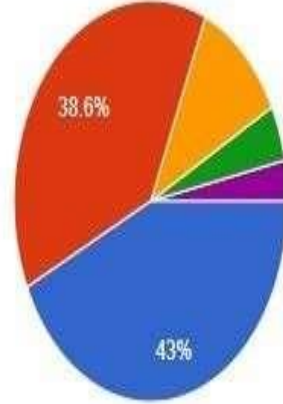
1,071 responses



- 4 - Every time (প্রতিবার)
- 3 - Usually (সাধারণত)
- 2 - Occasionally/Sometimes (মাঝে মাঝে / কখনও কখনও)
- 1 - Rarely (খুব কম)
- 0 - Never (কখনও নয়)

11. Your mentor does a necessary follow-up with an assigned task to you. (আপনার পরামর্শদাতা আপনাকে একটি নির্ধারিত টাস্ক সহ একটি প্রয়োজনীয় ফলোআপ করেন।)

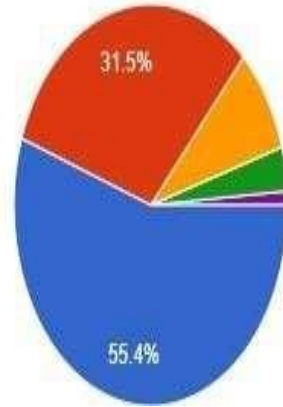
1,071 responses



- 4 - Every time (প্রতিবার)
- 3 - Usually (সাধারণত)
- 2 - Occasionally/Sometimes (মাঝে মাঝে / কখনও কখনও)
- 1 - Rarely (খুব কম)
- 0 - I don't have a mentor (আমার কোনও পরামর্শদাতা নেই)

12. The teachers illustrate the concepts through examples and applications. (শিক্ষক উদাহরণ এবং প্রয়োগের মাধ্যমে ধারণাগুলিকে চিত্রিত করেছেন।)

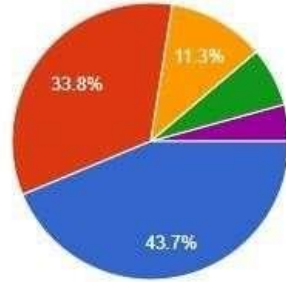
1,071 responses



- 4 - Every time (প্রতিবার)
- 3 - Usually (সাধারণত)
- 2 - Occasionally/Sometimes (মাঝে মাঝে / কখনও কখনও)
- 1 - Rarely (খুব কম)
- 0 - Never (কখনই না)

13. The teachers identify your strengths and encourage you with providing right level of challenges. (শিক্ষকরা আপনার শক্তিগুলি চিহ্নিত করে এবং সঠিক স্তরের চ্যালেঞ্জ সরবরাহ করার জন্য আপনাকে উত্সাহিত করে।)

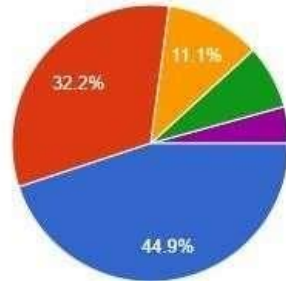
1,071 responses



- 4 - Fully (সম্পূর্ণ)
- 3 - Reasonably (যুক্তিসঙ্গত)
- 2 - Partially (আংশিক)
- 1 - Slightly (সামান্য)
- 0 - Unable to (অক্ষম)

14. Teachers are able to identify your weaknesses and help you to overcome them. (শিক্ষকরা আপনার দুর্বলতাগুলি চিহ্নিত করতে এবং সেগুলি কাটিয়ে উঠতে আপনাকে সহায়তা করতে সক্ষম হন।)

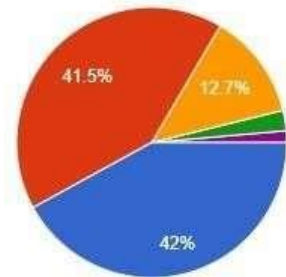
1,071 responses



- 4 - Every time (প্রতিবার)
- 3 - Usually (সাধারণত)
- 2 - Occasionally/Sometimes (মাঝে মাঝে / কখনও কখনও)
- 1 - Rarely (খুব কম)
- 0 - Never (কখনই না)

15. The institution makes effort to engage students in the monitoring, review and continuous quality improvement of the teaching learning process. (প্রতিষ্ঠানটি শিক্ষণ শেখার প্রক্রিয়া পর্যবেক্ষণ, পর্যালোচনা এবং ধারাবাহিক মানের উন্নতিতে শিক্ষার্থীদের জড়িত করার প্রচেষ্টা করে।)

1,071 responses

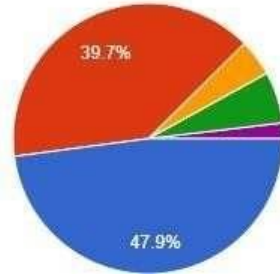


- 4 - Strongly agree (দৃড়ভাবে সম্মত)
- 3 - Agree (সম্মতি)
- 2 - Neutral (নিরপেক্ষ)
- 1 - Disagree (অসম্মতি)
- 0 - Strongly disagree (দৃড়ভাবে একমত নয়)

16. The institute/ teachers use student centric methods, such as experiential learning, participative learning and problem solving methodologies for enhancing learning experiences. (ইনস্টিটিউট / শিক্ষকরা শিক্ষার্থী কেন্দ্রিক পদ্ধতি যেমন পরীক্ষামূলক শেখা, অংশগ্রহণমূলক পড়াশোনা এবং শিক্ষার অভিজ্ঞতা বাড়ানোর জন্য সমস্যা সমাধানের পদ্ধতি ব্যবহার করেন।)



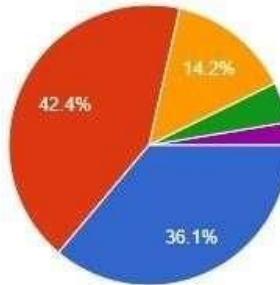
1,071 responses



- 4 - To a great extent (একটি বিশাল পরিমাণে)
- 3 - Moderate (মাঝারি)
- 2 - Some what (কিছু কি)
- 1 - Very little (খুব সামান্য)
- 0 - Not at all (মোটো নয়)

17. Teachers encourage you to participate in extracurricular activities. (শিক্ষকরা আপনাকে বহির্মুখী ক্রিয়াকলাপে অংশ নিতে উত্সাহিত করেন।)

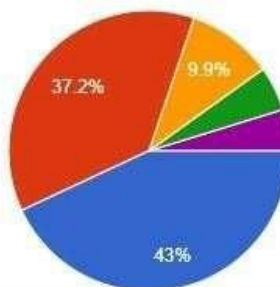
1,071 responses



- 4 - Strongly agree (দৃঢ়ভাবে সম্মত)
- 3 - Agree (সম্মতি)
- 2 - Neutral (নিরপেক্ষ)
- 1 - Disagree (অসম্মতি)
- 0 - Strongly disagree (দৃঢ়ভাবে একমত নয়)

18. Efforts are made by the institute/ teachers to inculcate soft skills, life skills and employability skills to make you ready for the world of work. (ইনস্টিটিউট / শিক্ষকরা আপনাকে কাজের জগতের জন্য প্রস্তুত করার জন্য নরম দক্ষতা, জীবন দক্ষতা এবং নিয়োগের দক্ষতা তৈরি করার প্রচেষ্টা চালিয়ে যাচ্ছে।)

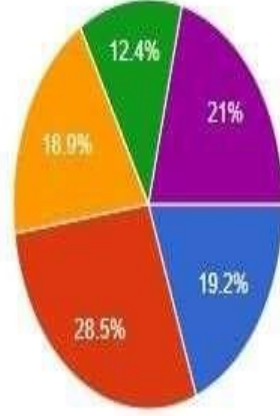
1,071 responses



- 4 - To a great extent (একটি বিশাল পরিমাণে)
- 3 - Moderate (মাঝারি)
- 2 - Some what (কিছু কিছু)
- 1 - Very little (খুব সামান্য)
- 0 - Not at all (মোটো নয়)

19. What percentage of teachers use ICT tools such as LCD projector, Multimedia, etc. while teaching. (শিক্ষকরা কত শতাংশ আইসিটি সরঞ্জাম যেমন এলসিডি প্রজেক্টর, মাল্টিমিডিয়া ইত্যাদি পড়ানোর সময় ব্যবহার করেন?)

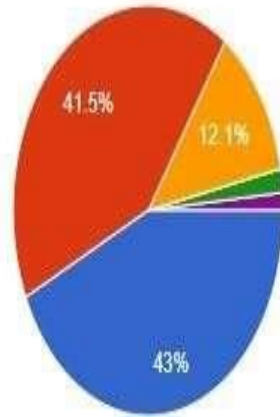
1,071 responses



- 4 - Above 90% (90% এর উপরে)
- 3 - 70 - 89% (70 - 89%)
- 2 - 50 - 69% (50 - 69%)
- 1 - 30 - 49% (30 - 49%)
- 0 - Below 29% (29% এর নিচে)

20. The overall quality of teaching-learning process in your institute is very good. (আপনার ইনস্টিটিউটে শিক্ষাদান-শেখার সামগ্রিক মানের খুব ভাল।)

1,071 responses

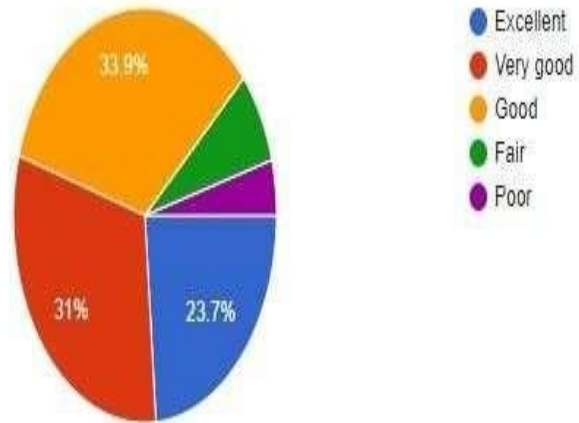


- 4 - Strongly agree (দৃঢ়ভাবে সম্মতি)
- 3 - Agree (সম্মতি)
- 2 - Neutral (নিরপেক্ষ)
- 1 - Disagree (অসম্মতি)
- 0 - Strongly disagree (দৃঢ়ভাবে অসম্মতি)

Feedback regarding Academic facilities and Human resources in the Chakdaha College (চাকদহ কলেজে একাডেমিক সুবিধা এবং মানব সম্পদ সম্পর্কে মতামত)

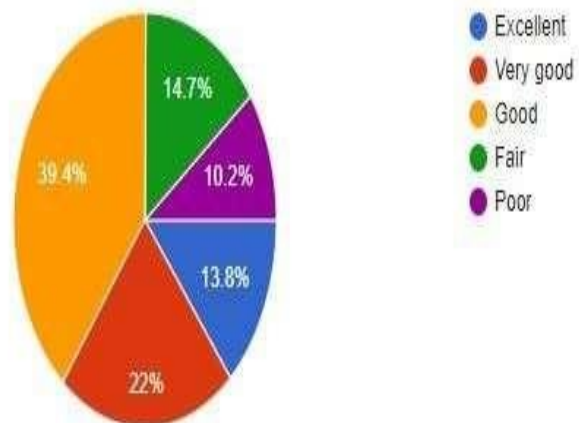
Library facilities

1,069 responses



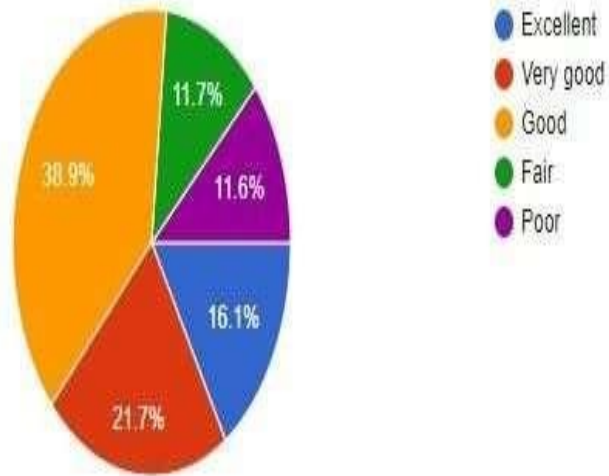
Computer and internet facilities

1,069 responses



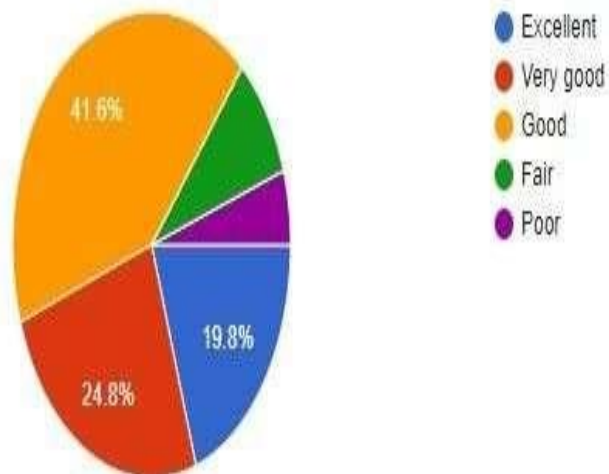
Sports facilities

1,069 responses



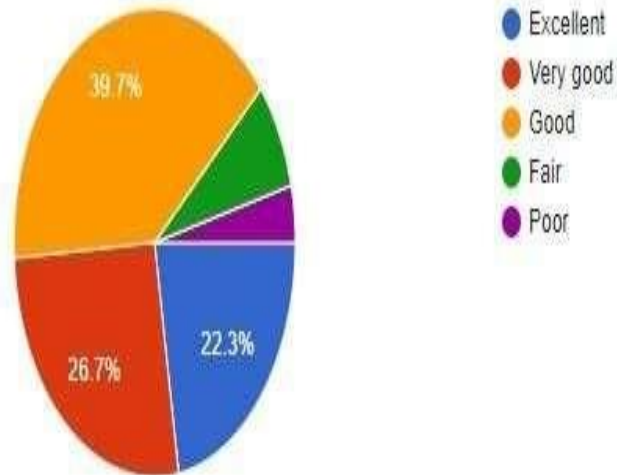
Laboratory equipment facilities

1,069 responses



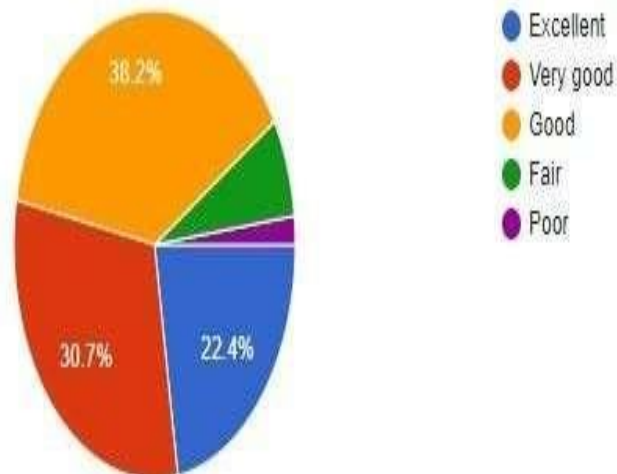
Class Room (equipment) facilities

1,069 responses



Your opinion regarding College Infrastructure facilities

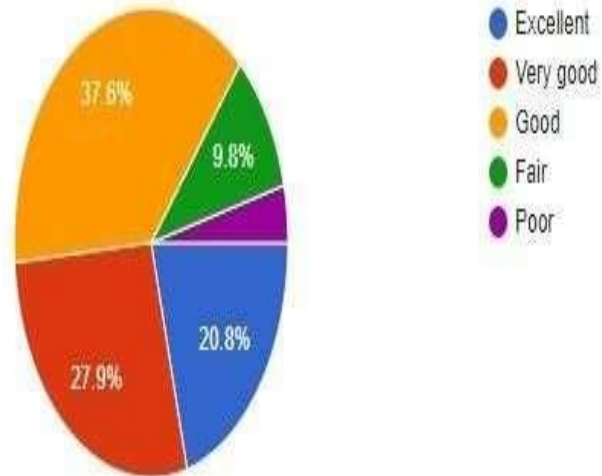
1,069 responses



Your opinion regarding Non-Teaching Staff

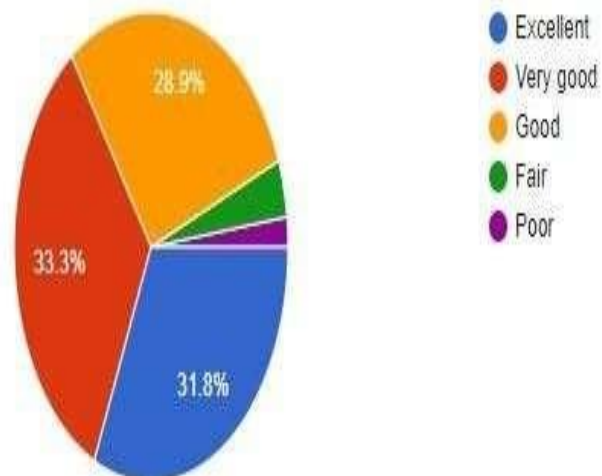


1,069 responses



Your opinion regarding Teaching Staff

1,069 responses



Feedback Analysis Report (2022-2023)

Department-wise Students Feedback Analysis and Overall Reports

EVALUATIVE REPORT ON STUDENTS' FEEDBACK FOR THE ACADEMIC YEAR 2022-2023

Department of Botany

There should be no debate as to the value of feedback in imposing outcomes. Feedback has been empirically established as the single biggest driver of improvement. Feedback is considered as a difficult issue in the arena of higher education. Although it is acknowledged as an essential element of improving the learning process of the students.

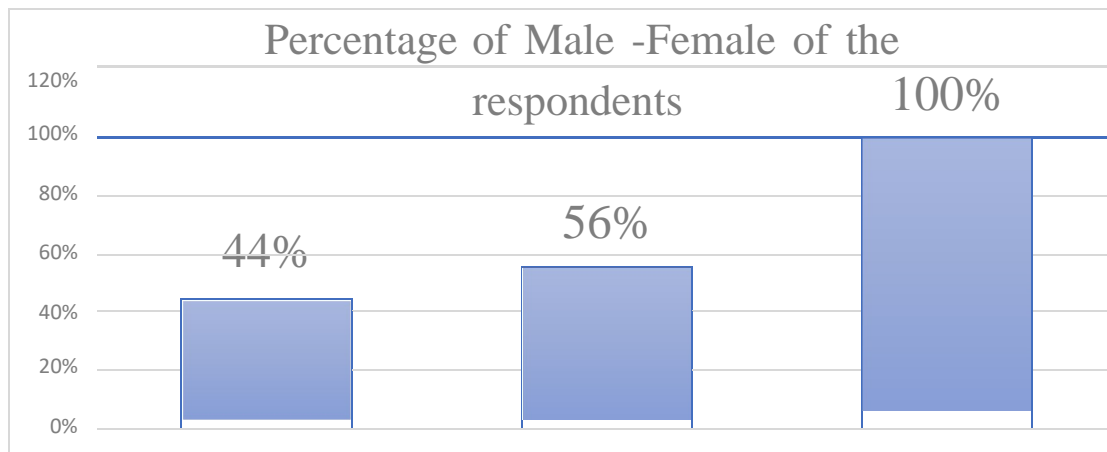
Forty-eight students of the department of Botany, Chakdaha College from 2nd and 4th semesters as well as from 3rd year (Hons) have responded to the students' feedback. The findings are as follows:

1. **Teaching Learning process:** Over 90% of the students are satisfied, praising the department for its ongoing teaching process.
2. **Laboratory instruments:** 5% of the students requested for both qualitative and quantitative laboratory instruments.
3. **Models, Visual graphics, live specimens and Display materials:** About 8% of the students stressed on the need for more of the mentioned facilities.
4. **ICT, Digital classrooms, Smart classrooms:** The modern gadgets for learning like ICT have been opted for, by 16% of the students.
5. **Doubt clearing classes and counseling for All India examinations:** 3% of the students have thought for the need of the doubt clearing classes and counselling to help them crack the All-India examinations.
6. **Internship facilities:** The inclusion of summer school facilities have been rooted for, by 5% of the population.
7. **Class tests:** 5% of the students have listed down the need for frequent class tests.
8. **More faculties:** The need for more faculties have been pointed out by 5% of the students.
9. **Extracurricular activities, indoor games, cultural clubs:** 5% of the students responded in favour of the activities outside the realms of course based assignments.
10. **Online Classes:** More than 95% of the students are satisfied with the online classes for the provision of write ups, assignments, videos pertaining to the class-based discussions and the queries regarding the same.
11. **Library books and facilities:** 8% of the students have stressed on the need for more availability of library books.

12. **Others:** This section includes the requests primarily regarding the maintenance of discipline in the college, the need for the college authorities to be supportive, the implementation of the internet services and the requirement of GE classes in English for the students with English medium backgrounds for their better understanding of instructions. The rest of the 5% of the students did not leave a comment.

Department of Economics

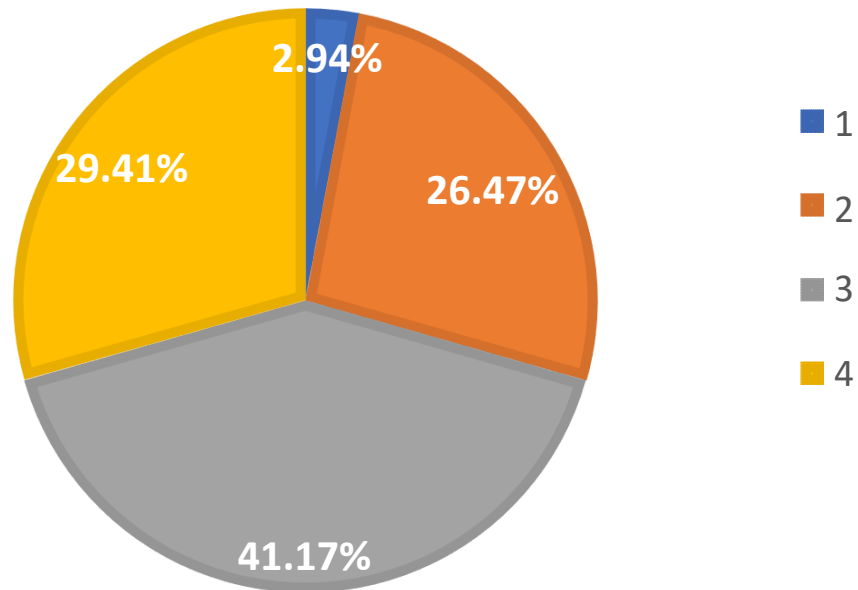
The questionnaire is framed well-structured in Google form with contains 21 questions for analysis of students' feedback about the teaching and institutional facilities that they get during their entire study period. Here highlighting some of the important responses of points of questions for future purposes. In this departmental survey results 44% of the respondents are males and 56% respondents are females.



1. How much of the syllabus was covered in the class

A syllabus is an important part that fits into an overarching curriculum, which describes a class in general terms. The questionnaire is included the question related to How much of the syllabus was covered in the class. In this question 1 is assigned for 30 to 54%, 2 is assigned for 55 to 69%, 3 is assigned for 70 to 84%, 4 is assigned for 85 to 100%. Among the total respondents 2.94% reported that 30 to 40% of the syllabus is covered by the teacher in the class. 26.47% of the respondents reported that 55 to 69% of the syllabus is covered in the class. 41.17% of the respondents reported that 70 to 84% of the syllabus is covered in the class and 29.94% of the respondents reported that 85 to 100% of the syllabus is covered in the class by the teacher and no respondents believe that any teacher covered below 30% of the syllabus. A majority of students recorded that 70 to 84% of the syllabus usually covered in the class by the teacher.

SYLLABUS COVERED BY THE TEACHERS IN PERCENTAGE

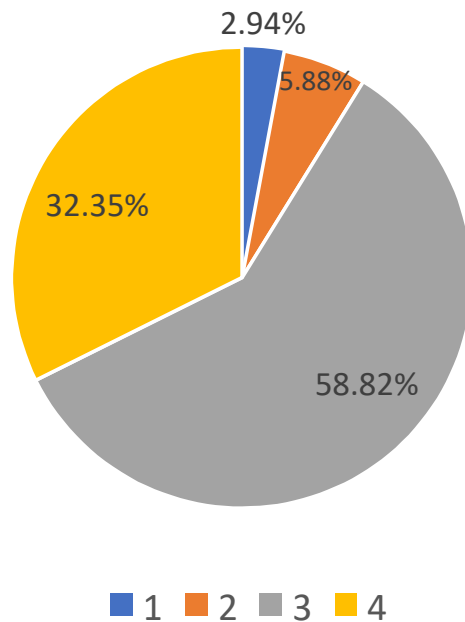


- 1 -30 to 54%
- 2 – 55 to 69%
- 3-70 to 84%
- 4-85 to 100%

2. Level of Preparation of the teachers for the classes

Among the total respondents, 2.94% students have the perception that teachers are indifferently preparing for the classes, 5.88% students have the perception that teachers are poorly preparing themselves for the classes, 58.82% students have the perception that teachers are satisfactorily preparing for the classes. 32.35% students have the perception that teachers are thoroughly preparing for the classes. A majority of the students reported that teachers are satisfactorily preparing themselves for the classes.

Preparation of the teachers for the classes



1 -Indifferently

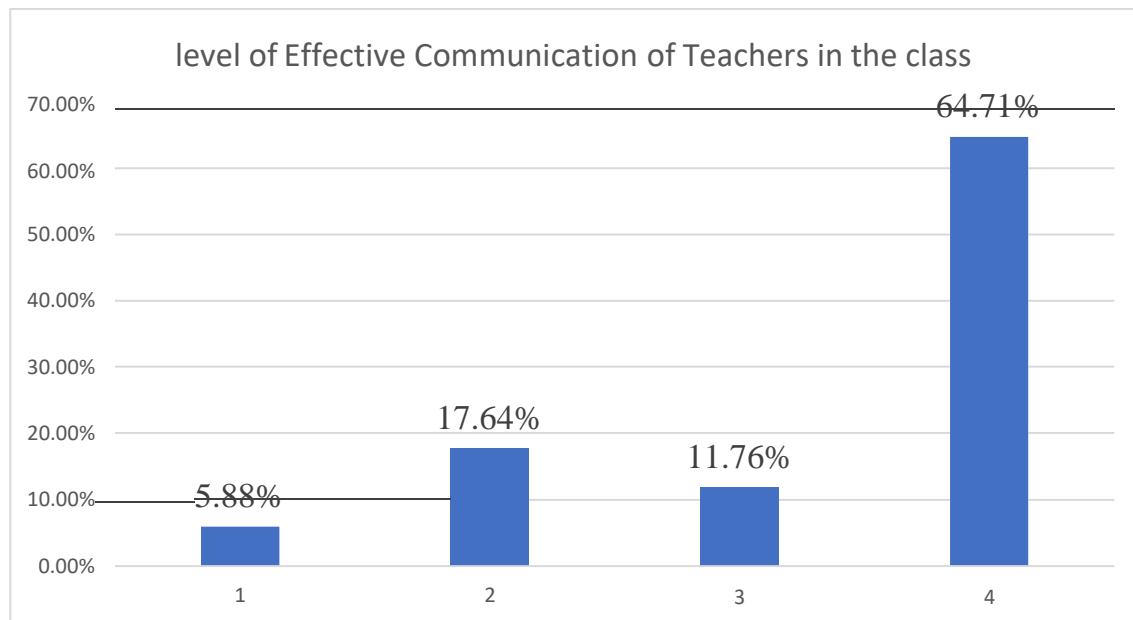
2-Poorly

3-Satisfactorily

4-Thoroughly

3. Level of effective communication of teachers in the class

Among the total respondents 5.88% respondents believe that teachers are generally ineffectively communicating in the class. 17.64% respondents believe that teachers are just satisfactorily communicating in the class. 11.76% respondents believe that sometimes teachers are effectively communicating in the class. 64.71% respondents reported that teachers are always effectively communicating in the class.



1 – Generally Ineffective

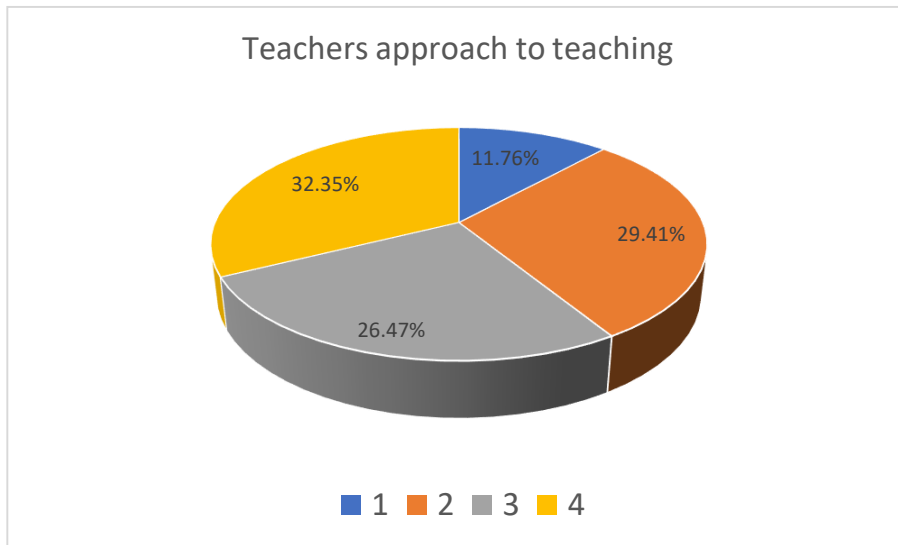
2 – Just Satisfactorily

3 – Sometimes effective

4- Always effective

4. Teacher's approach to teaching

Among the total respondents 11.76% reported that teachers are fair in their teaching approach. 29.41% reported that teachers are good in their teaching approach. 26.47% reported that teachers are very good in their teaching approach. 32.35% reported that teachers are excellent in their teaching approach.



- 1-Fair
- 2-Good
- 3- Very good
- 4-Excellent

5.Fairness of the Internal evaluation process by the teachers

Among the total respondents 70.58% respondents reported that teacher’s fairness of the internal evaluation process is excellent.

6. Percentage of Usage of ICT based tools and techniques such as LCD projector while teaching

Among the total respondents, 17.64% respondents reported that 30 to 49% of the teachers use various ICT tools while teaching. 26.47% respondents reported that 50 to 60% of the teachers use ICT tools while teaching. 29.41% respondents reported that 70 to 89% of the teachers use various ICT tools while teaching.14.70% respondents reported that above 90% of the teachers use various ICT tools while teaching.

7.Library facilities in the college

50% of the respondents reported that library facilities in the college is good. 23.52% respondents reported that the library facilities in the college is very good and 11.76% respondents reported that the library facilities in the college is excellent.

**Report on Suggestions/Comments from Students' Feedback and
Action Taken
Department of Economics, Chakdaha College**

Suggestions:

- Students have expressed the need for teachers to assign homework regularly.
- There is a request for checking and solving the homework, especially when students face difficulties.
- The suggestion emphasizes understanding students' capabilities and tailoring teaching methods accordingly.
- Students propose introducing innovative teaching methods, including real-life applications of theoretical concepts.
- The aim is to make students industry-ready by providing insights into practical applications.
- Students desire more information about competitive exams and career opportunities related to their subject.
- Students seek more internship and campus placement opportunities.
- The suggestion includes implementing a student exchange program with national and international institutions.
- Encouragement for faculty and student collaboration in publishing research papers is recommended.

Action Taken:

- ✓ Teachers routinely assign homework, focusing on specific topics in the syllabus.
- ✓ Remedial teaching sessions are provided beyond regular classes, with dedicated rooms for additional support.
- ✓ Field-based studies are conducted to offer practical knowledge to students. These studies are situated in the local area surrounding the college.
- ✓ A Memorandum of Understanding (MOU) has been established with another institution to facilitate knowledge exchange among students.
- ✓ This collaboration allows students to benefit from the expertise of experienced professors and faculties from both institutions.
- ✓ Chakdaha College has initiated the publication of a biannual international peer-reviewed journal named RAY.
- ✓ The journal, published in April and October, aims to focus on research publication and promote knowledge exchange within the research community.

Conclusion:

The Department of Economics at Chakdaha College has actively addressed the suggestions from students' feedback, implementing measures to enhance teaching methodologies, provide practical exposure, foster departmental linkages and collaborations, and promote research initiatives. These actions aim to create a more holistic and industry-oriented learning experience for students.

Department of Mathematics

Feedback Report Analysis of Students

Students are regarded as the primary stakeholders of any Institution. Chakdaha College cherishes each and every student for their individuality and uniqueness. They are the building blocks of an educated, cultured society. A well designed and structured questionnaire has been prepared with the sole objective of collecting responses from our present students. Their opinion shall be valued by Chakdaha College. The questionnaire is presented below:

1. How much of the syllabus was covered in the class?

46.34% students have responded by stating that 85-100% of the syllabus was covered. 41.46% students have stated that 70-84% of the syllabus was covered.

2. How well did the teachers prepare for the classes?

48.78% students have mentioned that the teachers were thoroughly prepared for the classes whereas 46.34% students have stated that the preparation of the teachers was satisfactory.

3. How well were the teachers able to communicate?

75.6% students have mentioned that the teachers had communicated effectively always.

4. In what way can the teacher's approach to teaching be best described?

46.34% students have stated that the approach of the teachers towards teaching was excellent whereas 31.7% students have mentioned that the approach was very good.

5. Fairness of the internal evaluation process by the teachers.

78.04% students have firmly stated that the internal evaluation process by the teachers is and has always been fair.

6. Was your performance in assignments discussed with you?

48.78% students claim that their performance in assignments was always discussed with them by the teachers.

7. Does the Institute take active interest in promoting internship, student exchange, field visit opportunities for students?

34.14% students have mentioned that the Institute often takes interest in promoting internship, student exchange, field visit opportunities for students whereas 36.58% students have stated that such interest is regular.

8. Does the teaching and mentoring process in the Institution facilitate you in cognitive, social and emotional growth?

46.34% students have mentioned that the teaching and mentoring process in the Institution significantly facilitate them in owing to the above mentioned growth whereas 36.58% students claim that the teaching and mentoring process facilitates very well.

9. Does the Institute provide multiple opportunities to learn and grow?

48.78% students have strongly claimed that the Institute provides multiple opportunities to learn and grow.

10. Did the teachers inform you about your expected competencies, course outcomes and programme outcomes?

58.53% students claim that the teachers have every time informed them about their expected competencies, course outcomes and programme outcomes.

11. Did your mentor carry out a necessary follow-up with an assigned task with you?

46.34% students have mentioned that the follow-up has been done every time whereas a mere 14.63% states that the follow-up is occasional.

12. Did the teachers illustrate the concepts through examples and applications?

63.41% students have confirmed that the teachers have illustrated the concepts through examples and applications.

13. Did the teachers identify your strengths and encourage you with providing right level of challenges?

41.46% students have confirmed that the teachers have fully identified their strengths and had encouraged by providing right level of challenges whereas 29.26% have mentioned that the identification was reasonable.

14. Are the teachers capable of identifying your weaknesses and help to overcome them?

53.65% students have confirmed that every time the teachers were capable of identifying their weaknesses and had helped them overcome them whereas 9.75% have stated that the identification was occasional.

15. Did the Institute make effort to engage students in monitoring, reviewing and continuous quality improvement of the teaching learning process?

46.34% students have strongly agrees that the Institute makes effort to engage students in monitoring, reviewing and continuous quality improvement of the teaching learning process.

16. Did the Institute/teachers use student-centric methods such as experimental learning, participative learning and problem-solving methodologies for enhancing learning experiences?

48.78% students have responded stating that the Institute/teachers use student-centric methods such as experimental learning, participative learning and problem-solving

methodologies for enhancing learning experiences to a great extent whereas 46.34% have stated that the usage is moderate.

17. Did the teachers encourage you to participate in extracurricular activities?

39.02% students have strongly agreed that the teachers have encouraged them to participate in extracurricular activities.

18. Does the Institute/teachers make effort to inculcate soft skills, life skills, and employability skills to make you ready for the world of work?

46.34% students have mentioned that the Institute/teachers make effort to inculcate soft skills, life skills and employability skills to a great extent whereas 31.7% have mentioned that the effort made is moderate.

19. What percentage of ICT tools did teachers use?

26.82% students have confirmed that 70-89% of ICT tools were used by the teachers, 14.63% have confirmed that the usage of such tools is 50-69%.

20. The overall quality of teaching-learning process in your Institute is very good.

43.9% students strongly agree that overall quality of teaching-learning process in your Institute is very good.

21. Your opinion on library facilities.

43.9% students have confirmed that the library facilities are very good whereas the facilities seem to be excellent for 19.51% students.

22. Your opinion on computer and internet facilities.

31.7% students have confirmed that the computer and internet facilities are very good whereas 36.58% claim that the facilities are simply good.

23. Your opinion on sports facilities.

31.7% students have confirmed that the sports facilities are simply good but for 14.63% students the sports facilities are fair.

24. Your opinion on laboratory equipment facilities.

For 34.14% students, the laboratory equipment facilities are very good.

25. Your opinion on Class room facilities.

24.39% students state that the classroom facilities are excellent whereas 36.58% feel that the facilities are just good.

26. Your opinion regarding College infrastructure facilities.

39.02% students state that College infrastructure facilities are very good whereas 21.95% students the infrastructural facilities are excellent.

27. Your opinion regarding Non-teaching staff.

29.26% students have mentioned that the Non-teaching staff are very good.

28. Your opinion regarding Teaching staff.

48.78% have mentioned that the Teaching staff are excellent.

Suggestions:

1. College wifi should be made available to everyone.
2. To start bringing companies to College so as to grab a chance of appearing at an interview thereby getting a job.
3. To conduct cultural program.
4. Teachers need to self-assess and improve themselves.
5. Teachers must empower them by making them aware about the reality.
6. Additionally, the teachers must help the students build up confidence, facing failure, discuss about students' goals.
7. To make use of technologies to make concepts simpler and easier for better understanding.
8. To perform more practical activity on the subject.
9. To give more examples on a topic.
10. To try to connect more with students on the subject.
11. To use better graphics and social media.
12. To conduct classes outside the classroom so as to connect with the environment.
13. To make use of LCD projector and multimedia.
14. College authorities should pay more attention to the financially weak students.
15. To inspire students towards learning.
16. To arrange few seminars.
17. Classroom should be kept more clean.
18. College staff should be more well behaved.
19. To give homework regularly.

Analysis of Students Feedback 2022-23- Chakdaha College

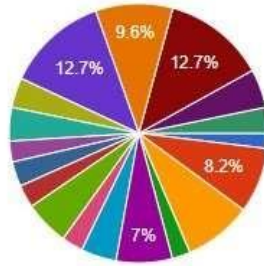
(Based on Total 1579 responses)

Name of the Department/Course

(বিভাগ / কোর্সের নাম)

 Copy

1,579 responses



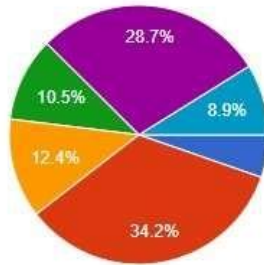
- Bengali Honours
- English Honours
- Sanskrit Honours
- Economics Honours
- Political Science Honours
- History Honours
- Philosophy Honours
- Geography Honours

▲ 1/3 ▼

Semester

 Copy

1,579 responses

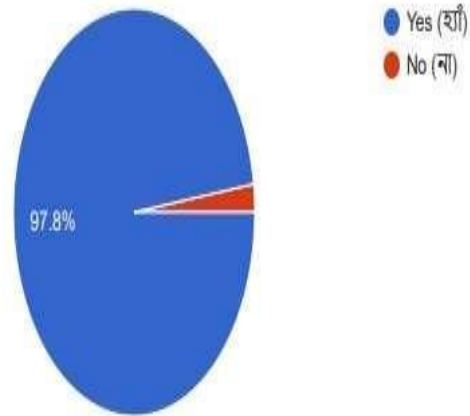


- Semester-I
- Semester-II
- Semester-III
- Semester-IV
- Semester-V
- Semester-VI

Please confirm this is the first and only time you answer this survey. (দয়া করে নিশ্চিত করুন যে আপনি এই সমীক্ষার উত্তর দেওয়ার প্রথম এবং একমাত্র সময়।)

[Copy](#)

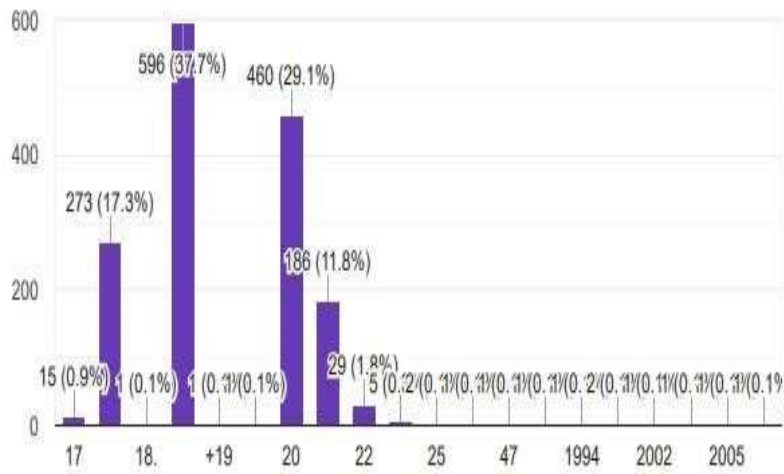
1,579 responses



Age (বয়স): (years)

[Copy](#)

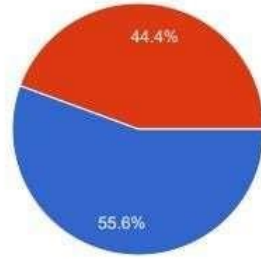
1,579 responses



Gender (লিঙ্গ):

Copy

1,579 responses



- Female (মহিলা)
- Male (পুরুষ)
- Transgender (তৃতীয় লিঙ্গ)

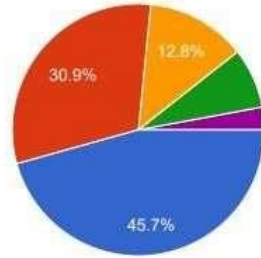
Student Satisfaction Survey (SSS)

(ছাত্র সন্তুষ্টি জরিপ)

1. How much of the syllabus was covered in the class? (ক্লাসে কতটি সিলেবাস হয়েছিল?)

Copy

1,579 responses

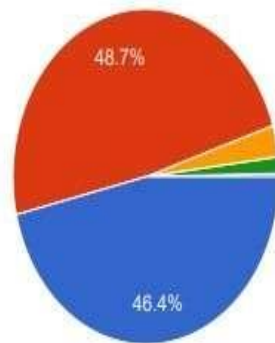


- 4 - 85 to 100% (85 থেকে 100%)
- 3 - 70 to 84% (70 থেকে 84%)
- 2 - 55 to 69% (55 থেকে 69%)
- 1 - 30 to 54% (30 থেকে 54%)
- 0 - Below 30% (নীচে 30%)

2. How well did the teachers prepare for the classes? (শিক্ষকরা ক্লাসের জন্য কতটা ভাল প্রস্তুতি নিয়েছিলেন?)

Copy

1,579 responses



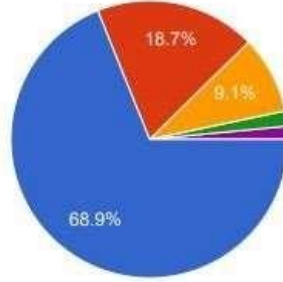
- 4 - Thoroughly (সম্পূর্ণ সন্তোষজনক)
- 3 - Satisfactorily (সন্তুষ্টিকর)
- 2 - Poorly (দুর্বল)
- 1 - Indifferently (উদাসীনভাবে)
- 0 - Won't teach at all (মোটো শিক্ষা দেবেন না)



3. How well were the teachers able to communicate? (শিক্ষকরা কতটা ভাল যোগাযোগ করতে পেরেছিলেন?)

[Copy](#)

1,579 responses

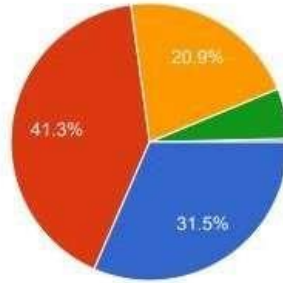


- 4 – Always effective (সর্বদা কার্যকর)
- 3 – Sometimes effective (কখনও কখনও কার্যকর)
- 2 – Just satisfactorily (কেবল সন্তোষজনকভাবে)
- 1 – Generally ineffective (সাধারণত অকার্যকর)
- 0 – Very poor communication (খুব দুর্বল যোগাযোগ)

4. The teacher's approach to teaching can best be described as (শিক্ষকের পাঠদান পদ্ধতির সর্বোত্তম কীভাবে বর্ণনা করা যেতে পারে)

[Copy](#)

1,579 responses

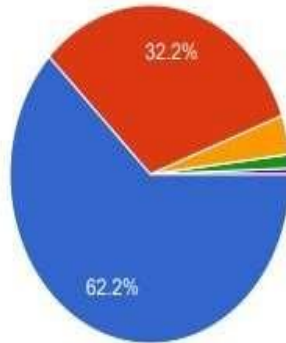


- 4 – Excellent (চমৎকার)
- 3 – Very good (খুব ভাল)
- 2 – Good (ভাল)
- 1 – Fair (মোটামোটী)
- 0 – Poor (ভাল নয়)

5. Fairness of the internal evaluation process by the teachers. (শিক্ষকরা অভ্যন্তরীণ মূল্যায়ন প্রক্রিয়াটির ন্যায্যতা।)

[Copy](#)

1,579 responses



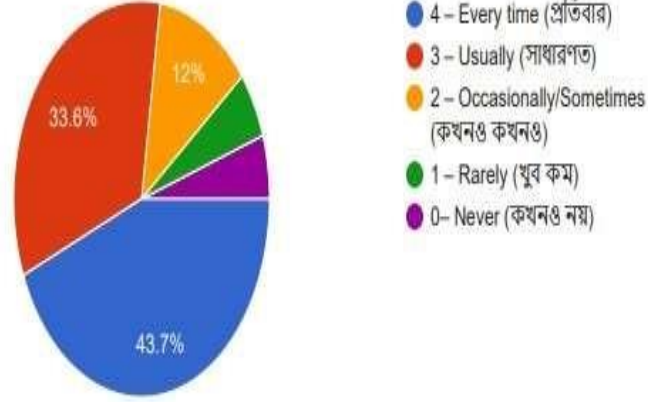
- 4 – Always fair (সর্বদা ন্যায্য)
- 3 – Usually fair (সাধারণত ন্যায্য)
- 2 – Sometimes unfair (কখনও কখনও অন্যায়)
- 1 – Usually unfair (সাধারণত অনুপযুক্ত)
- 0 – Unfair (অন্যায়)



6. Was your performance in assignments discussed with you?
(কার্যনির্বাহী ক্ষেত্রে আপনার assignments নিয়ে আলোচনা হয়েছিল?)

Copy

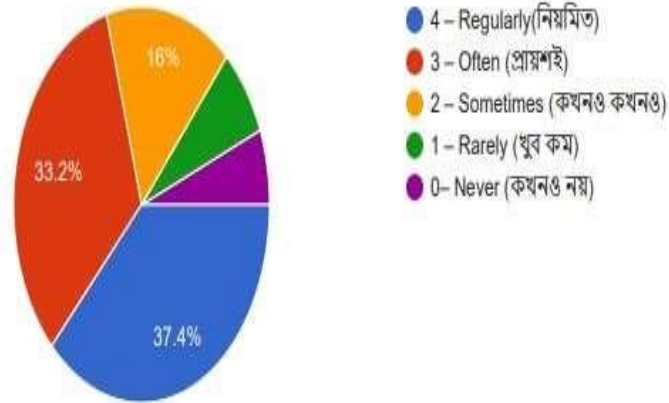
1,579 responses



7. The institute takes active interest in promoting internship, student exchange, field visit opportunities for students. . (ইনস্টিটিউট শিক্ষার্থীদের জন্য ইন্টার্নশিপ, শিক্ষার্থীদের মতবিনিময়, ফিল্ড ভিজিটের সুযোগগুলি প্রচারে সক্রিয় আগ্রহ গ্রহণ করে।)

Copy

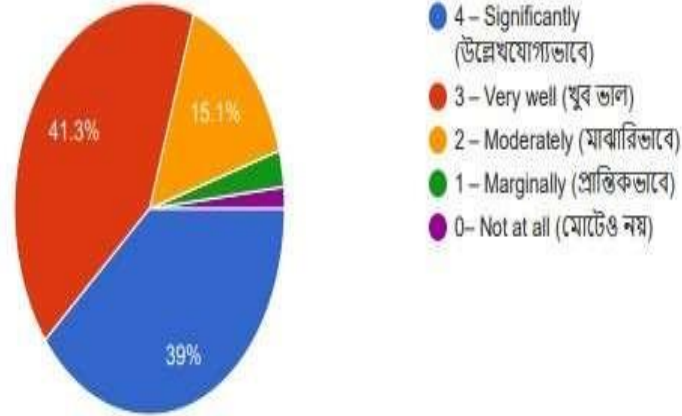
1,579 responses



8. The teaching and mentoring process in your institution facilitates you in cognitive, social and emotional growth. (আপনার প্রতিষ্ঠানের শিক্ষাদান এবং পরামর্শ প্রক্রিয়া আপনাকে জ্ঞানীয়, সামাজিক এবং মানসিক বিকাশে সহায়তা করে।)



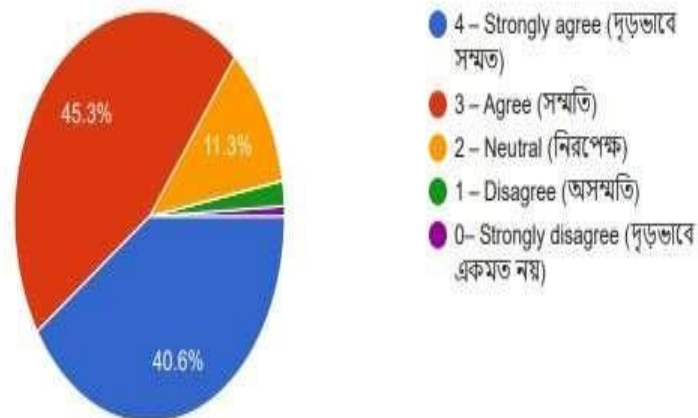
1,579 responses



9. The institution provides multiple opportunities to learn and grow. (প্রতিষ্ঠানটি শিখতে ও বাড়াতে একাধিক সুযোগ সরবরাহ করে।)



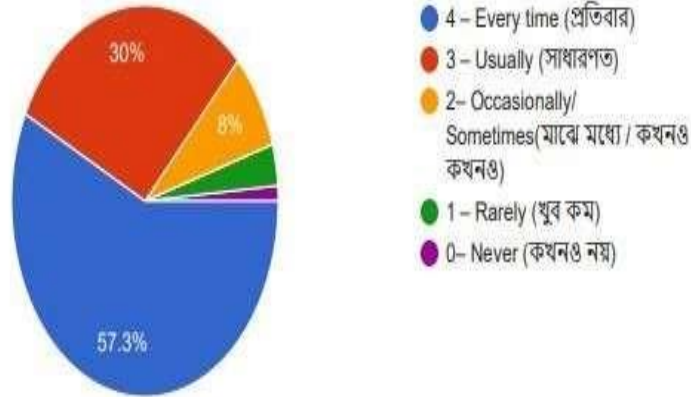
1,579 responses



10. Teachers inform you about your expected competencies, course outcomes and programme outcomes. (শিক্ষকরা আপনাকে আপনার প্রত্যাশিত দক্ষতা, কোর্সের ফলাফল এবং প্রোগ্রামের ফলাফল সম্পর্কে অবহিত করেন।)

[Copy](#)

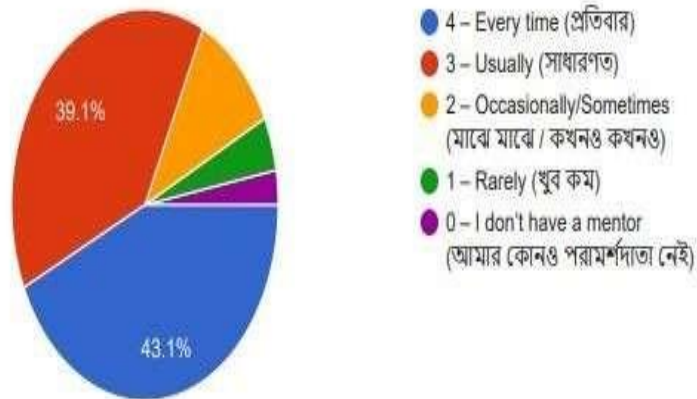
1,579 responses




11. Your mentor does a necessary follow-up with an assigned task to you. (আপনার পরামর্শদাতা আপনাকে একটি নির্ধারিত টাস্ক সহ একটি প্রয়োজনীয় ফলোআপ করেন।)

[Copy](#)

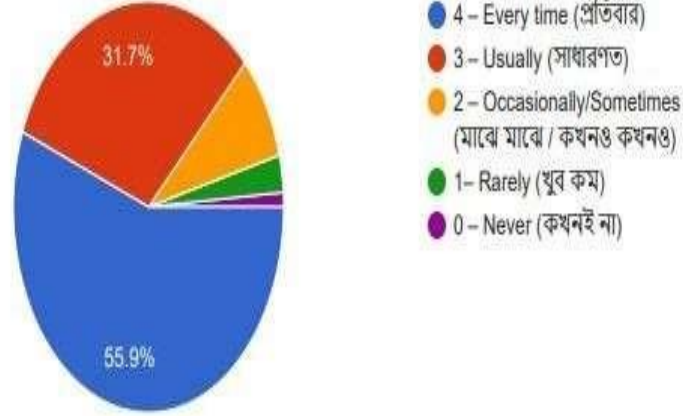
1,579 responses



12. The teachers illustrate the concepts through examples and applications. (শিক্ষক উদাহরণ এবং প্রয়োগের মাধ্যমে ধারণাগুলিকে চিত্রিত করেছেন।)

 Copy

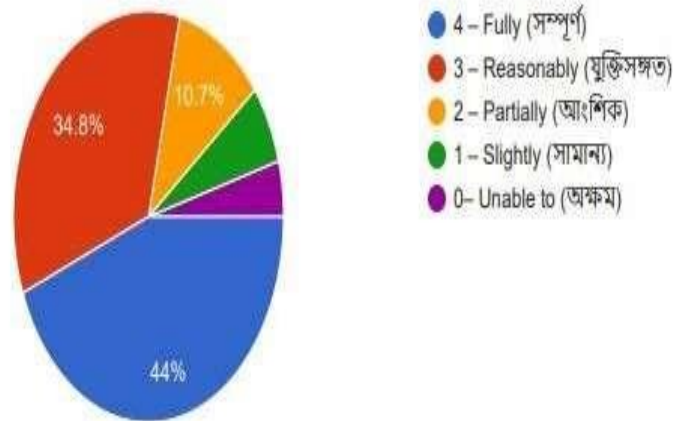
1,579 responses



13. The teachers identify your strengths and encourage you with providing right level of challenges. (শিক্ষকরা আপনার শক্তিগুলি চিহ্নিত করে এবং সঠিক স্তরের চ্যালেঞ্জ সরবরাহ করার জন্য আপনাকে উত্সাহিত করে।)

 Copy

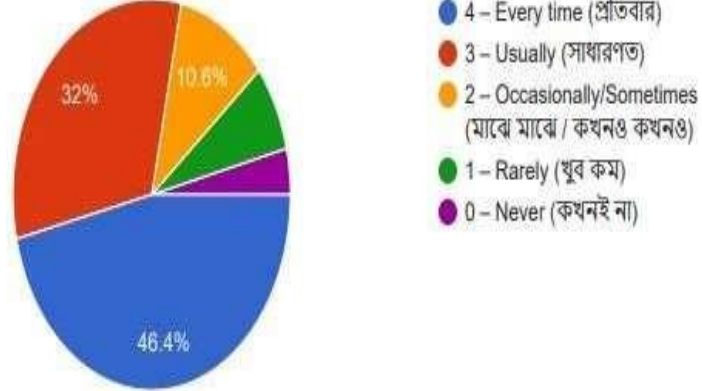
1,579 responses



14. Teachers are able to identify your weaknesses and help you to overcome them. (শিক্ষকরা আপনার দুর্বলতাগুলি চিহ্নিত করতে এবং সেগুলি কাটিয়ে উঠতে আপনাকে সহায়তা করতে সক্ষম হন।)

[Copy](#)

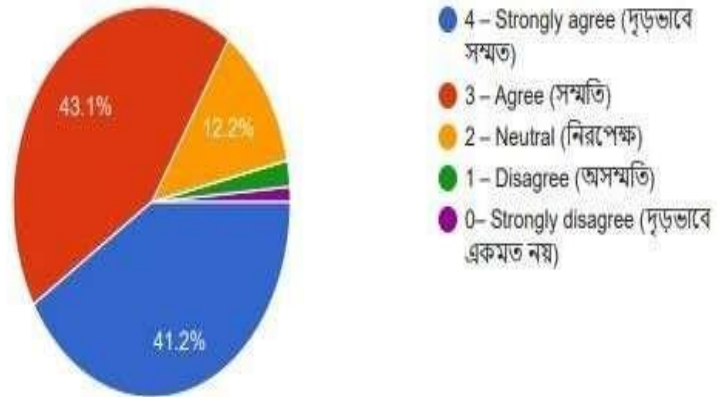
1,579 responses



15. The institution makes effort to engage students in the monitoring, review and continuous quality improvement of the teaching learning process. (প্রতিষ্ঠানটি শিক্ষণ শেখার প্রক্রিয়া পর্যবেক্ষণ, পর্যালোচনা এবং ধারাবাহিক মানের উন্নতিতে শিক্ষার্থীদের জড়িত করার প্রচেষ্টা করে।)

[Copy](#)

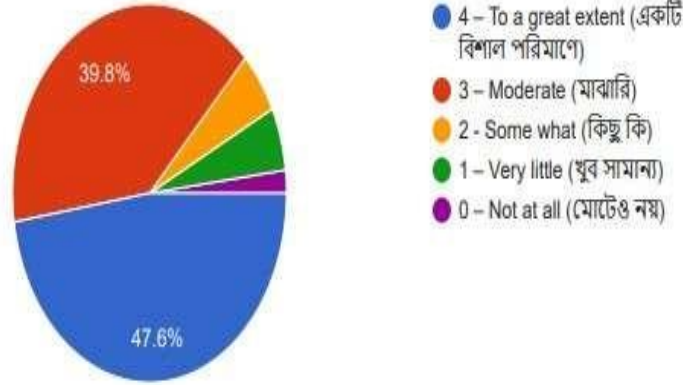
1,579 responses



16. The institute/ teachers use student centric methods, such as experiential learning, participative learning and problem solving methodologies for enhancing learning experiences. (ইনস্টিটিউট / শিক্ষকরা শিক্ষার্থী কেন্দ্রিক পদ্ধতি যেমন পরীক্ষামূলক শেখা, অংশগ্রহণমূলক পড়াশোনা এবং শিক্ষার অভিজ্ঞতা বাড়ানোর জন্য সমস্যা সমাধানের পদ্ধতি ব্যবহার করেন।)

 Copy

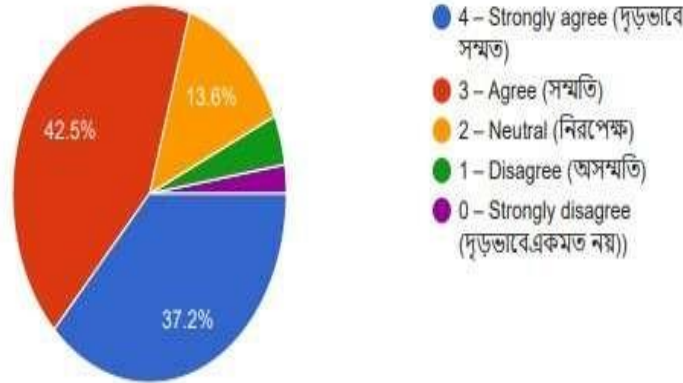
1,579 responses



17. Teachers encourage you to participate in extracurricular activities. (শিক্ষকরা আপনাকে বহির্মুখী ক্রিয়াকলাপে অংশ নিতে উত্সাহিত করেন।)

 Copy

1,579 responses

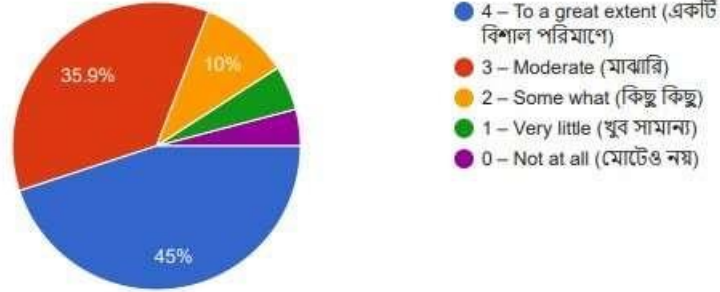


18. Efforts are made by the institute/ teachers to inculcate soft skills, life skills and employability skills to make you ready for the world of work.

[Copy](#)

(ইনস্টিটিউট / শিক্ষকরা আপনাকে কাজের জগতের জন্য প্রস্তুত করার জন্য নরম দক্ষতা, জীবন দক্ষতা এবং নিয়োগের দক্ষতা তৈরি করার প্রচেষ্টা চালিয়ে যাচ্ছে।)

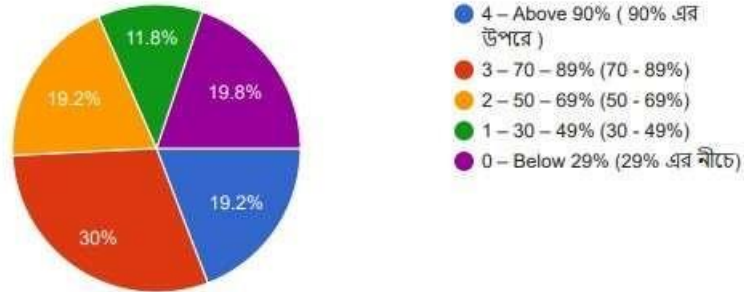
1,579 responses



19. What percentage of teachers use ICT tools such as LCD projector, Multimedia, etc. while teaching. (শিক্ষকরা কত শতাংশ আইসিটি সরঞ্জাম যেমন এলসিডি প্রজেক্টর, মাল্টিমিডিয়া ইত্যাদি পড়ানোর সময় ব্যবহার করেন?)

[Copy](#)

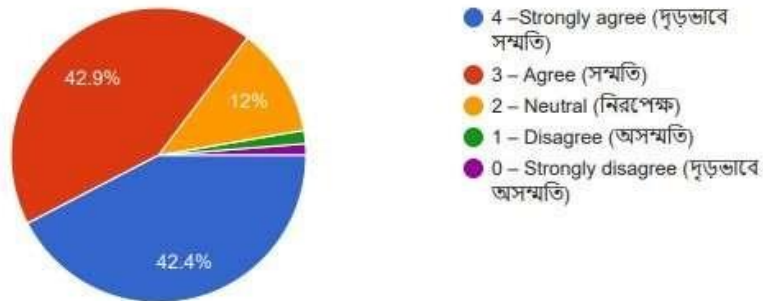
1,579 responses



20. The overall quality of teaching-learning process in your institute is very good. (আপনার ইনস্টিটিউটে শিক্ষাদান-শেখার সামগ্রিক মানের খুব ভাল।)

[Copy](#)

1,579 responses



rest are neutral.